



HOME HEALTH: ALABAMA

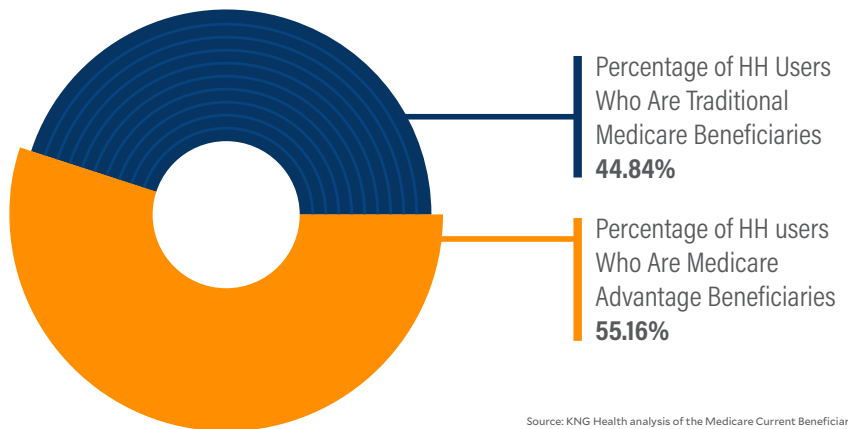
HOME HEALTH PATIENT DEMOGRAPHICS

Home health patients in Alabama, be they enrolled in the traditional Medicare program or a Medicare Advantage plan, are a racially, socioeconomically, and geographically diverse group.

The Medicare home health benefit covers skilled nursing care and therapy services provided to patients in their own residence. The patient must be under the care of a physician-approved place of care, meet the definition of “homebound,” and be in need of skilled services on an intermittent basis. Patients often receive home health care following an acute care hospital discharge or because they require certain rehabilitation services.

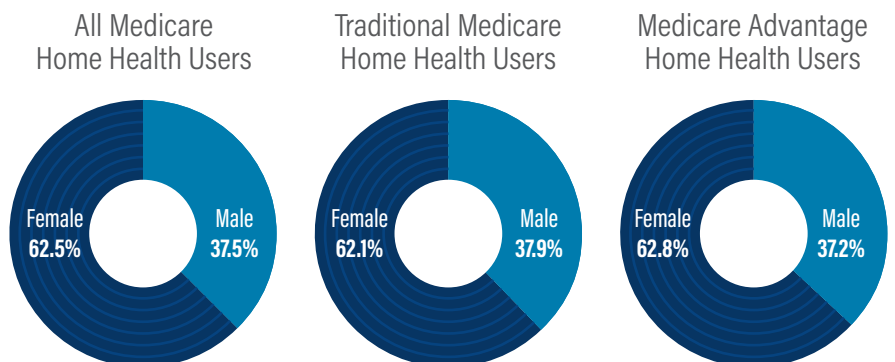
Alabama’s home health population includes a diverse set of patients who rely on home health care services daily.

Distribution of Home Health Users in Traditional Medicare and Medicare Advantage, 2022¹

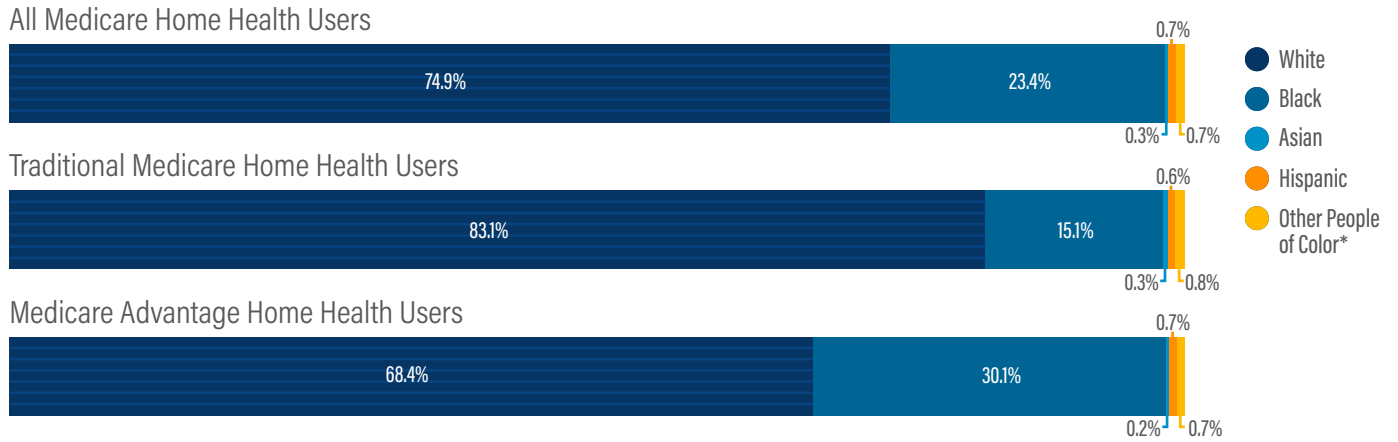


Source: KNG Health analysis of the Medicare Current Beneficiary Survey, 2021. Totals may not sum to 100 percent due to rounding.

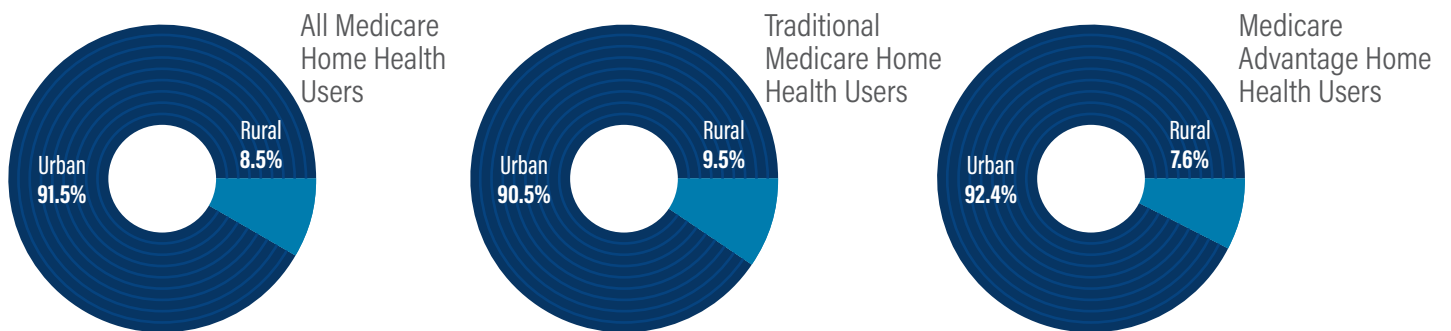
Gender Distribution of All Medicare Home Health Users, Traditional Medicare Home Health Users, and Home Health Users in Medicare Advantage, 2022¹



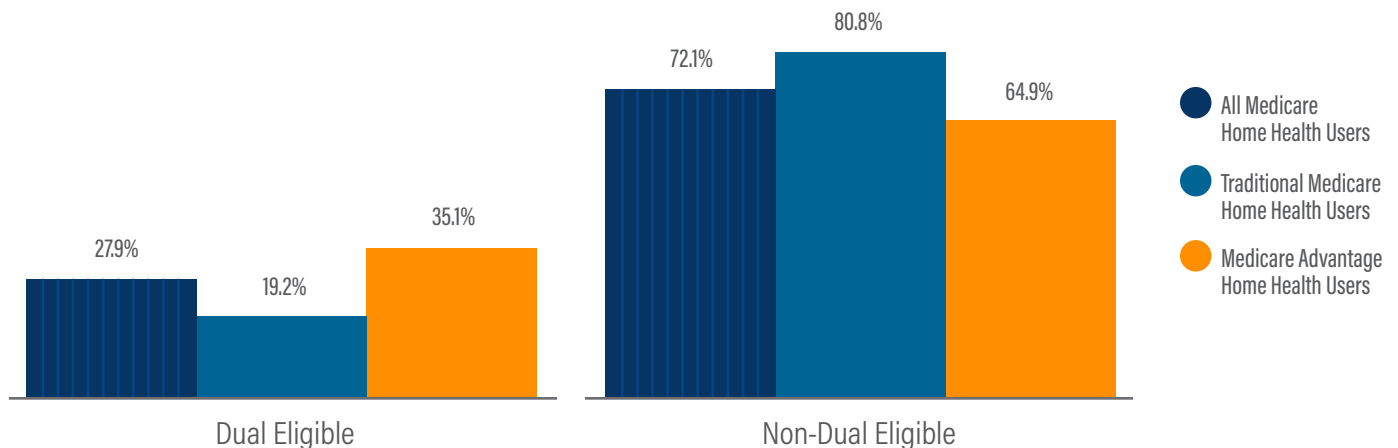
Race of All Medicare Home Health Users, Traditional Medicare Home Health Users, and Home Health Users in Medicare Advantage, 2022



Share of Medicare Home Health Users, Traditional Medical Home Health Users, and Home Health Users in Medicare Advantage by Urban-Rural Status, 2022¹



Dual Eligibility Status of All Medicare Home Health Users, Traditional Medicare Home Health Users, and Home Health Users in Medicare Advantage, 2021



¹KNG Health analysis of the 100% Medicare Beneficiary Summary File and Home Health Outcome and Assessment Information Set (OASIS) data, 2022



HOME HEALTH: ALASKA

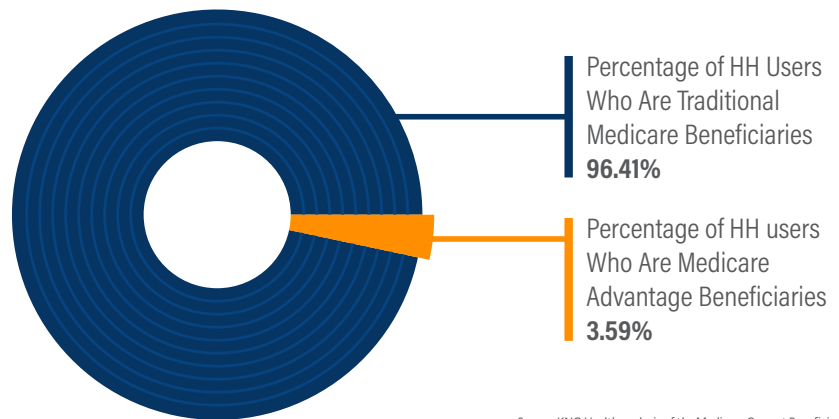
HOME HEALTH PATIENT DEMOGRAPHICS

Home health patients in Alaska, be they enrolled in the traditional Medicare program or a Medicare Advantage plan, are a racially, socioeconomically, and geographically diverse group.

The Medicare home health benefit covers skilled nursing care and therapy services provided to patients in their own residence. The patient must be under the care of a physician-approved place of care, meet the definition of “homebound,” and be in need of skilled services on an intermittent basis. Patients often receive home health care following an acute care hospital discharge or because they require certain rehabilitation services.

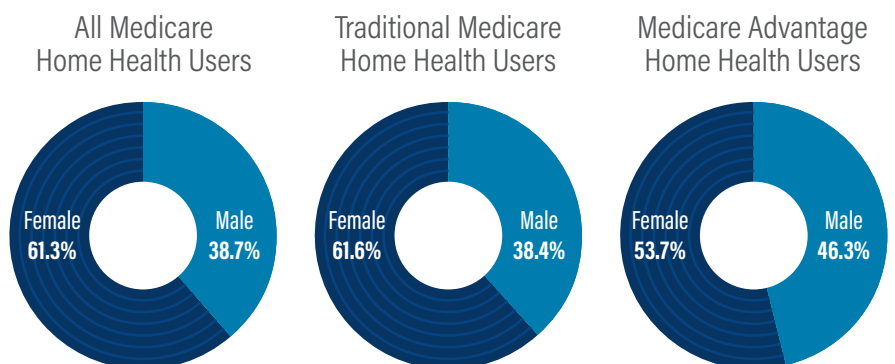
Alaska’s home health population includes a diverse set of patients who rely on home health care services daily.

Distribution of Home Health Users in Traditional Medicare and Medicare Advantage, 2022¹

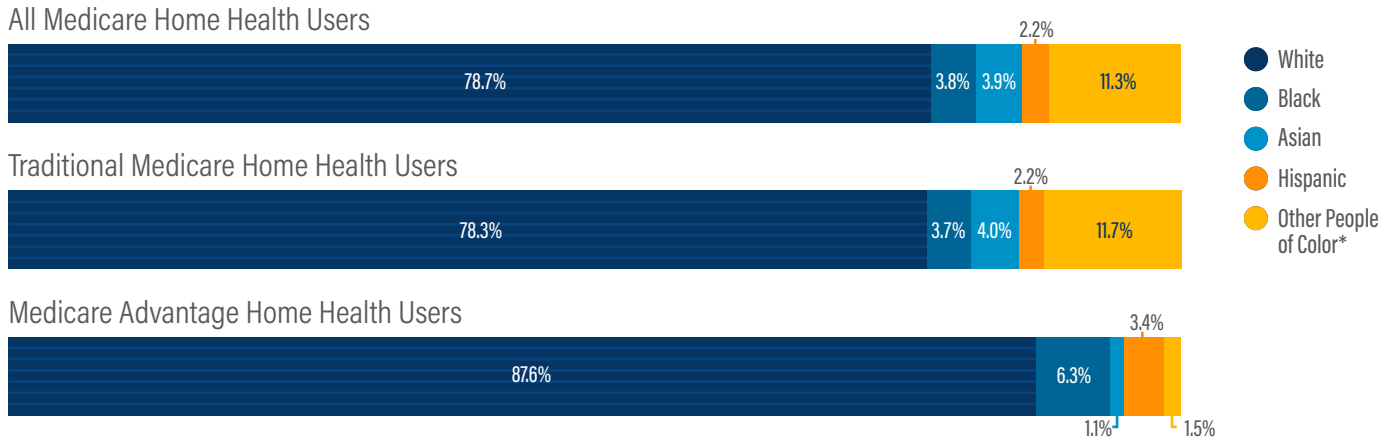


Source: KNG Health analysis of the Medicare Current Beneficiary Survey, 2021. Totals may not sum to 100 percent due to rounding.

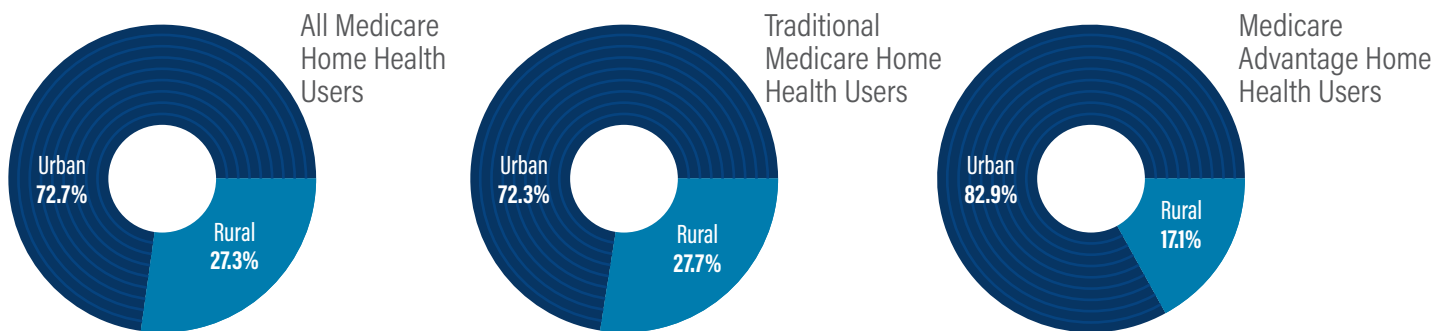
Gender Distribution of All Medicare Home Health Users, Traditional Medicare Home Health Users, and Home Health Users in Medicare Advantage, 2022¹



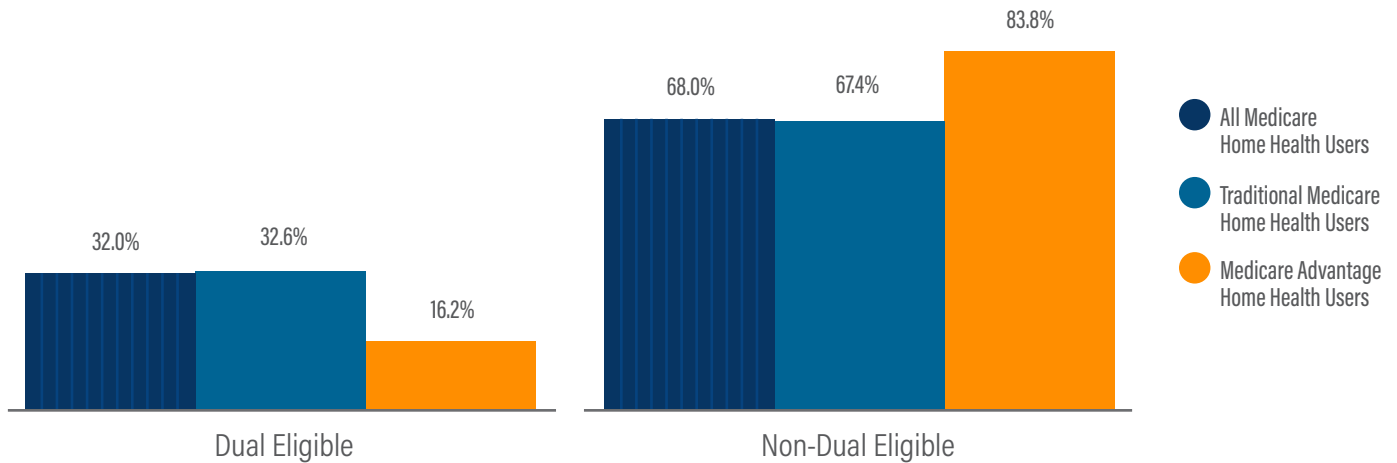
Race of All Medicare Home Health Users, Traditional Medicare Home Health Users, and Home Health Users in Medicare Advantage, 2022



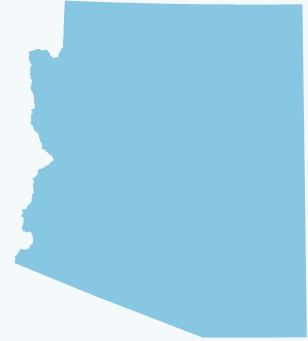
Share of Medicare Home Health Users, Traditional Medical Home Health Users, and Home Health Users in Medicare Advantage by Urban-Rural Status, 2022¹



Dual Eligibility Status of All Medicare Home Health Users, Traditional Medicare Home Health Users, and Home Health Users in Medicare Advantage, 2021



¹KNG Health analysis of the 100% Medicare Beneficiary Summary File and Home Health Outcome and Assessment Information Set (OASIS) data, 2022



HOME HEALTH: ARIZONA

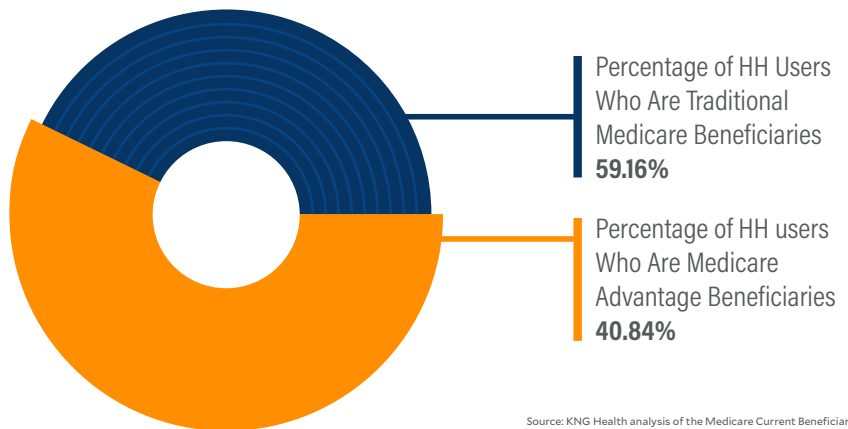
HOME HEALTH PATIENT DEMOGRAPHICS

Home health patients in Arizona, be they enrolled in the traditional Medicare program or a Medicare Advantage plan, are a racially, socioeconomically, and geographically diverse group.

The Medicare home health benefit covers skilled nursing care and therapy services provided to patients in their own residence. The patient must be under the care of a physician-approved place of care, meet the definition of “homebound,” and be in need of skilled services on an intermittent basis. Patients often receive home health care following an acute care hospital discharge or because they require certain rehabilitation services.

Arizona’s home health population includes a diverse set of patients who rely on home health care services daily.

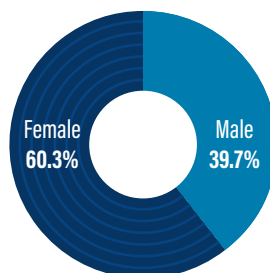
Distribution of Home Health Users in Traditional Medicare and Medicare Advantage, 2022¹



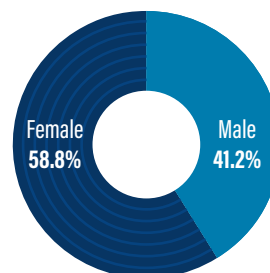
Source: KNG Health analysis of the Medicare Current Beneficiary Survey, 2021. Totals may not sum to 100 percent due to rounding.

Gender Distribution of All Medicare Home Health Users, Traditional Medicare Home Health Users, and Home Health Users in Medicare Advantage, 2022¹

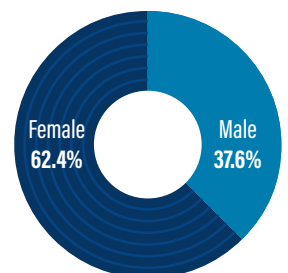
All Medicare Home Health Users



Traditional Medicare Home Health Users

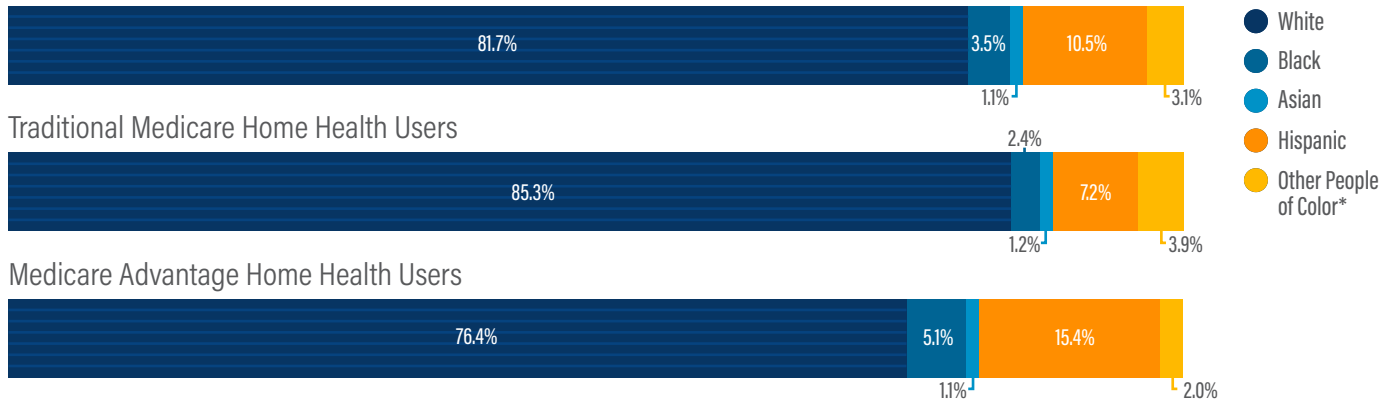


Medicare Advantage Home Health Users

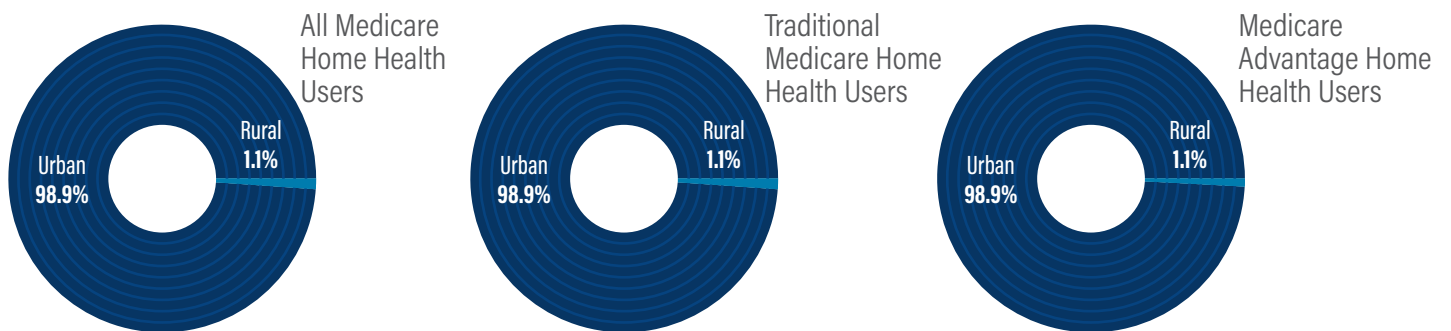


Race of All Medicare Home Health Users, Traditional Medicare Home Health Users, and Home Health Users in Medicare Advantage, 2022

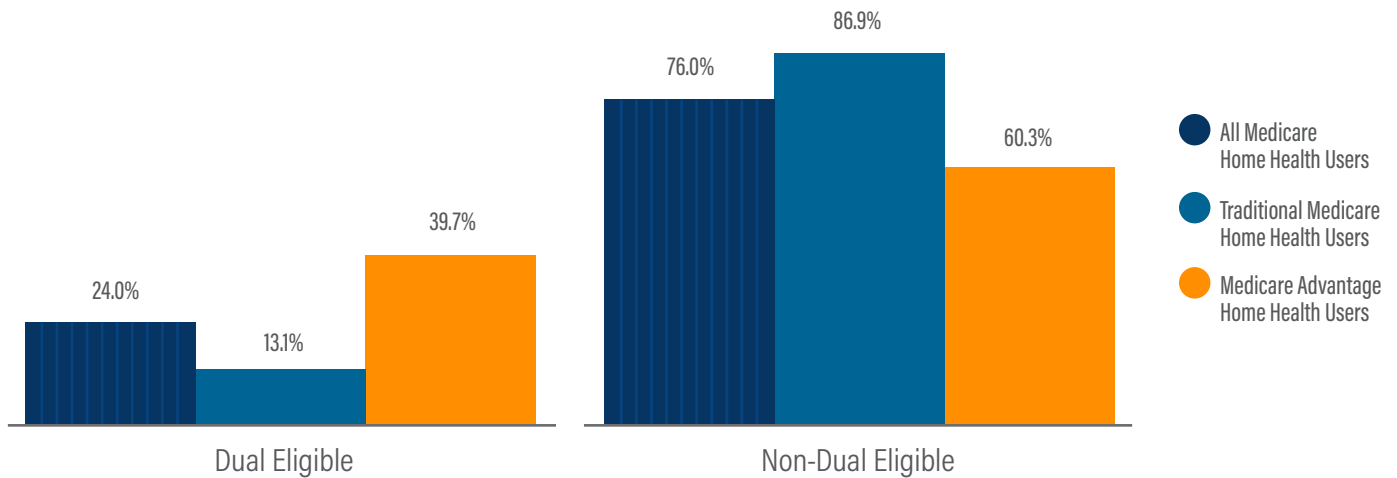
All Medicare Home Health Users



Share of Medicare Home Health Users, Traditional Medical Home Health Users, and Home Health Users in Medicare Advantage by Urban-Rural Status, 2022¹



Dual Eligibility Status of All Medicare Home Health Users, Traditional Medicare Home Health Users, and Home Health Users in Medicare Advantage, 2021



¹KNG Health analysis of the 100% Medicare Beneficiary Summary File and Home Health Outcome and Assessment Information Set (OASIS) data, 2022



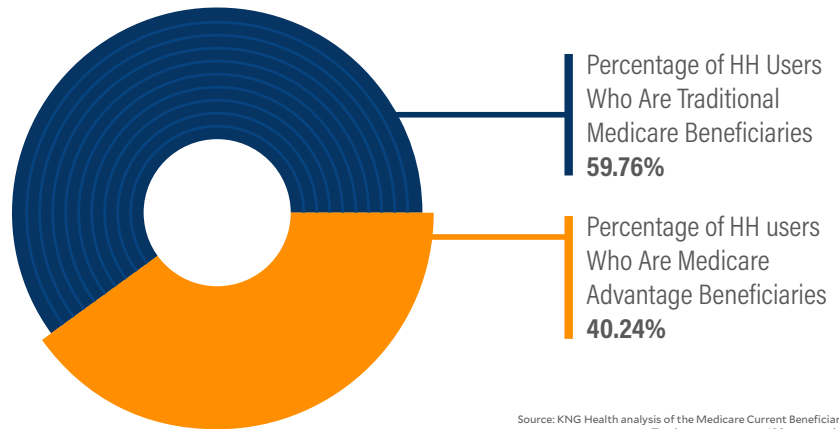
HOME HEALTH: ARKANSAS HOME HEALTH PATIENT DEMOGRAPHICS

Home health patients in Arkansas, be they enrolled in the traditional Medicare program or a Medicare Advantage plan, are a racially, socioeconomically, and geographically diverse group.

The Medicare home health benefit covers skilled nursing care and therapy services provided to patients in their own residence. The patient must be under the care of a physician-approved place of care, meet the definition of “homebound,” and be in need of skilled services on an intermittent basis. Patients often receive home health care following an acute care hospital discharge or because they require certain rehabilitation services.

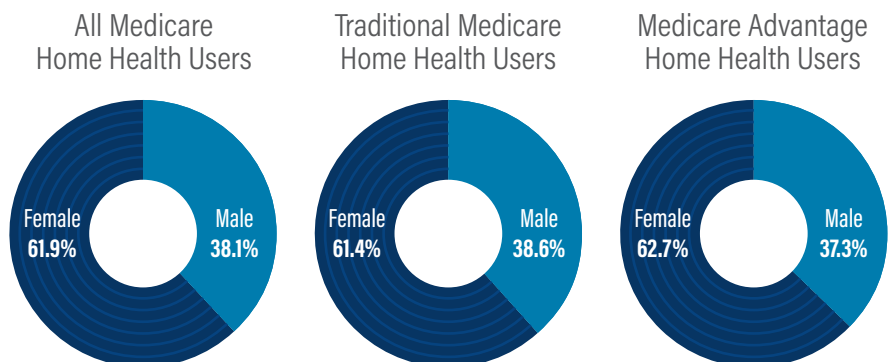
Arkansas’s home health population includes a diverse set of patients who rely on home health care services daily.

Distribution of Home Health Users in Traditional Medicare and Medicare Advantage, 2022¹

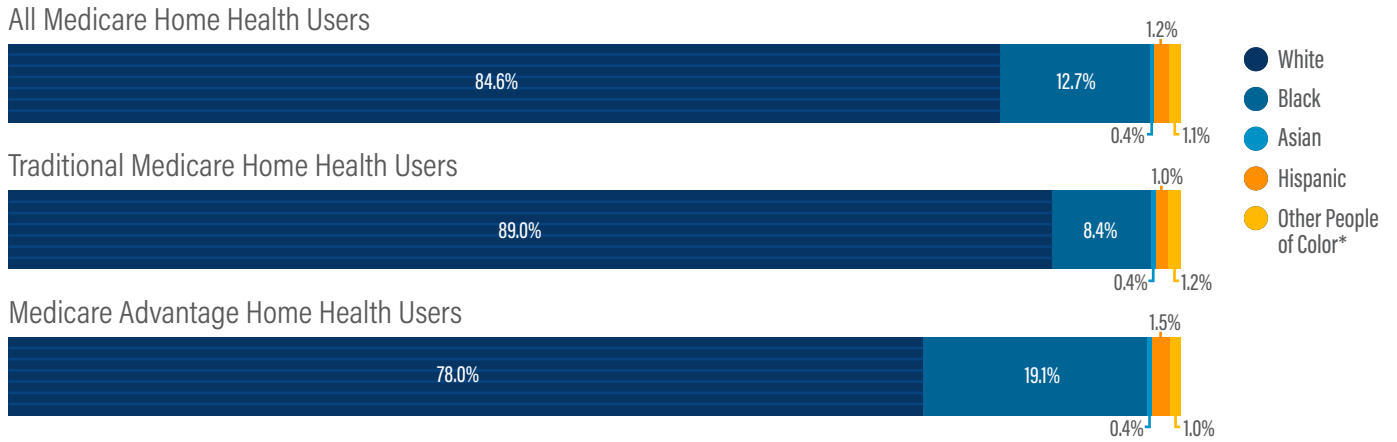


Source: KNG Health analysis of the Medicare Current Beneficiary Survey, 2021. Totals may not sum to 100 percent due to rounding.

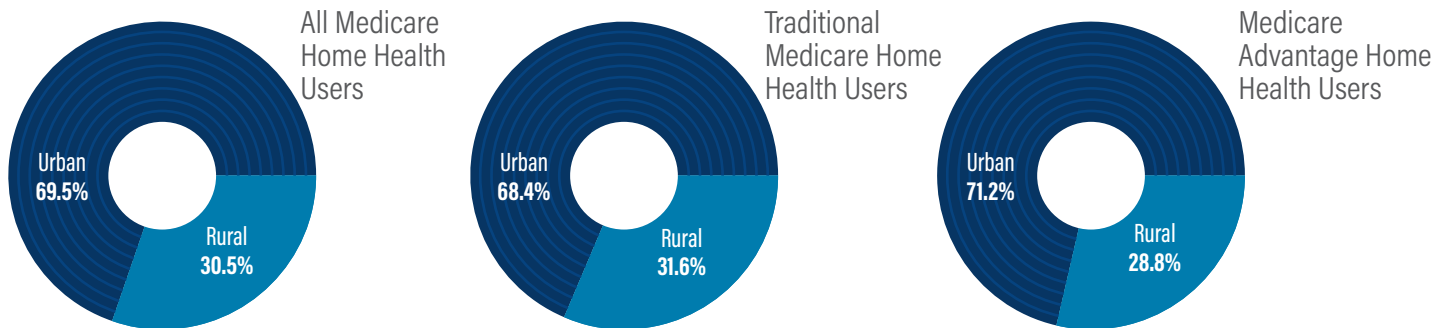
Gender Distribution of All Medicare Home Health Users, Traditional Medicare Home Health Users, and Home Health Users in Medicare Advantage, 2022¹



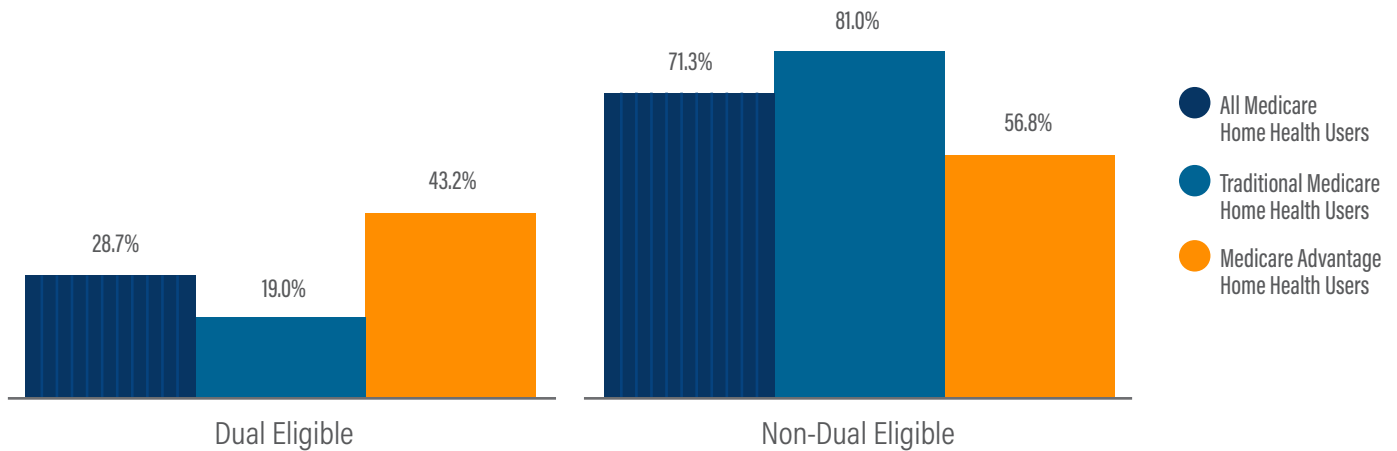
Race of All Medicare Home Health Users, Traditional Medicare Home Health Users, and Home Health Users in Medicare Advantage, 2022



Share of Medicare Home Health Users, Traditional Medical Home Health Users, and Home Health Users in Medicare Advantage by Urban-Rural Status, 2022¹



Dual Eligibility Status of All Medicare Home Health Users, Traditional Medicare Home Health Users, and Home Health Users in Medicare Advantage, 2021



¹KNG Health analysis of the 100% Medicare Beneficiary Summary File and Home Health Outcome and Assessment Information Set (OASIS) data, 2022



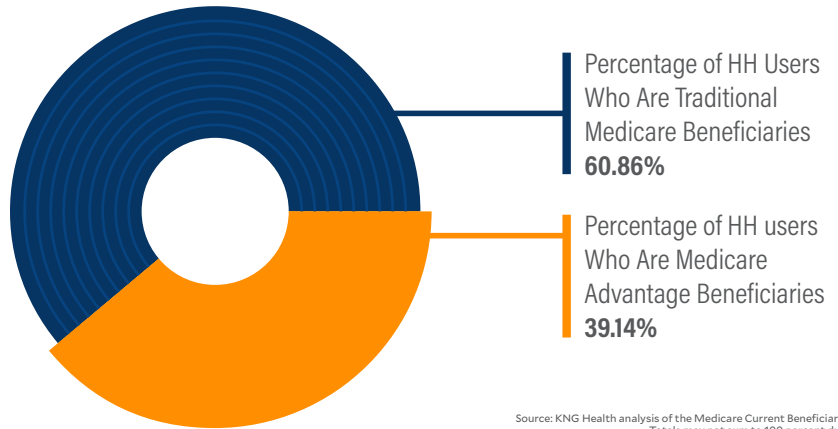
HOME HEALTH: CALIFORNIA HOME HEALTH PATIENT DEMOGRAPHICS

Home health patients in California, be they enrolled in the traditional Medicare program or a Medicare Advantage plan, are a racially, socioeconomically, and geographically diverse group.

The Medicare home health benefit covers skilled nursing care and therapy services provided to patients in their own residence. The patient must be under the care of a physician-approved place of care, meet the definition of “homebound,” and be in need of skilled services on an intermittent basis. Patients often receive home health care following an acute care hospital discharge or because they require certain rehabilitation services.

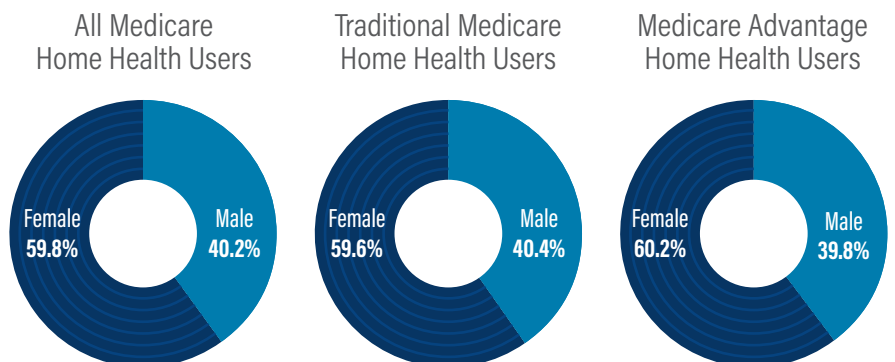
California’s home health population includes a diverse set of patients who rely on home health care services daily.

Distribution of Home Health Users in Traditional Medicare and Medicare Advantage, 2022¹



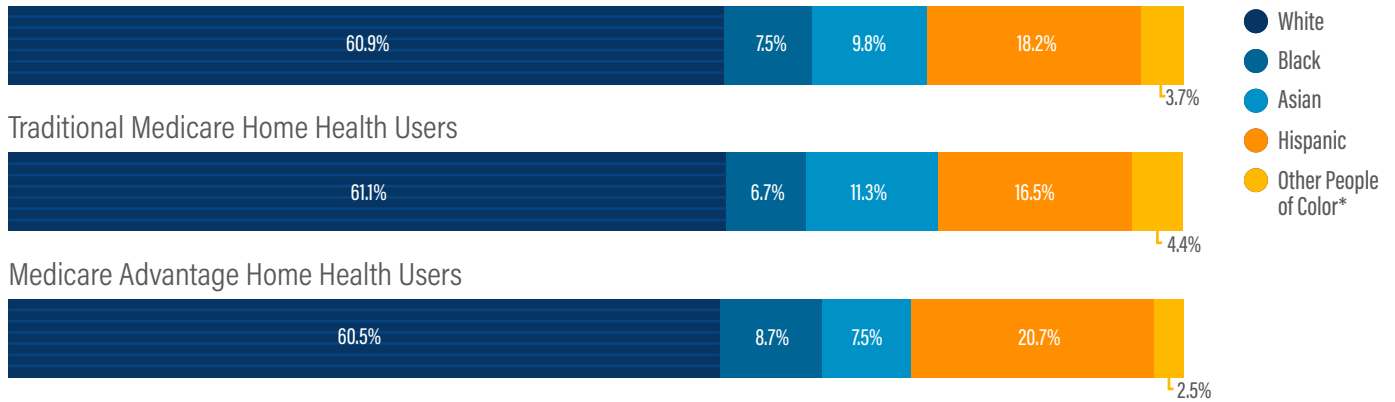
Source: KNG Health analysis of the Medicare Current Beneficiary Survey, 2021. Totals may not sum to 100 percent due to rounding.

Gender Distribution of All Medicare Home Health Users, Traditional Medicare Home Health Users, and Home Health Users in Medicare Advantage, 2022¹

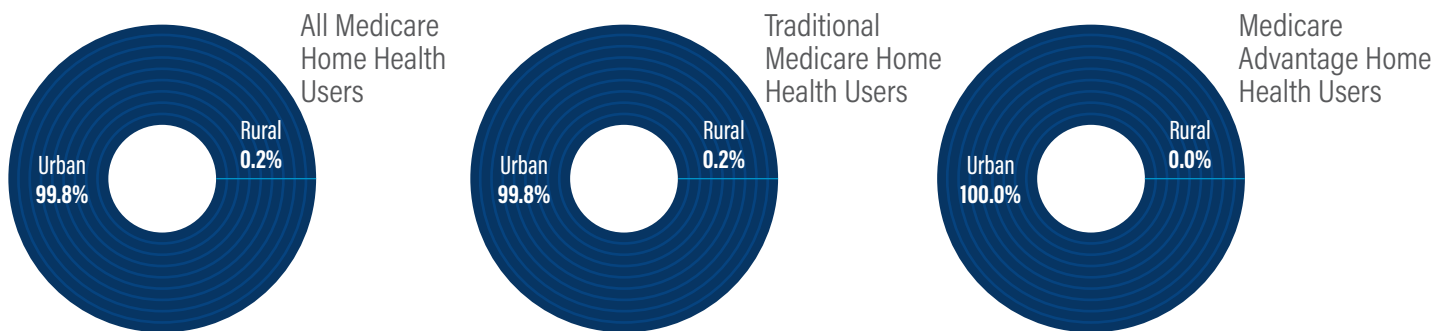


Race of All Medicare Home Health Users, Traditional Medicare Home Health Users, and Home Health Users in Medicare Advantage, 2022

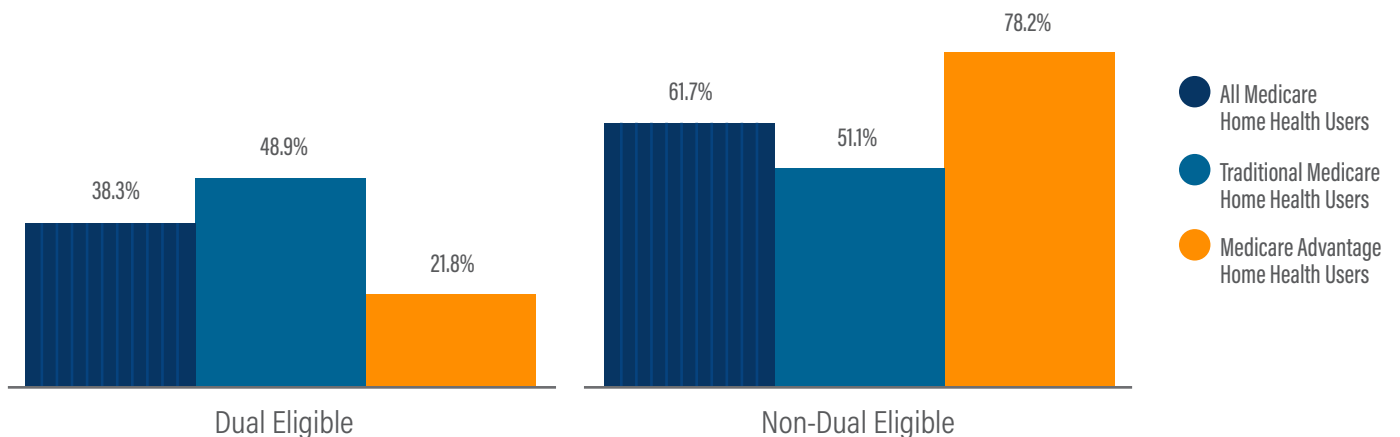
All Medicare Home Health Users



Share of Medicare Home Health Users, Traditional Medical Home Health Users, and Home Health Users in Medicare Advantage by Urban-Rural Status, 2022¹



Dual Eligibility Status of All Medicare Home Health Users, Traditional Medicare Home Health Users, and Home Health Users in Medicare Advantage, 2021



*KNG Health analysis of the 100% Medicare Beneficiary Summary File and Home Health Outcome and Assessment Information Set (OASIS) data, 2022

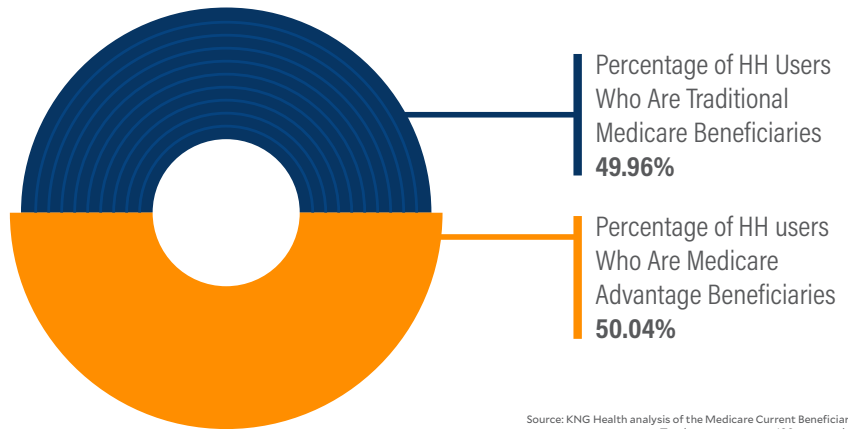
HOME HEALTH: COLORADO HOME HEALTH PATIENT DEMOGRAPHICS

Home health patients in Colorado, be they enrolled in the traditional Medicare program or a Medicare Advantage plan, are a racially, socioeconomically, and geographically diverse group.

The Medicare home health benefit covers skilled nursing care and therapy services provided to patients in their own residence. The patient must be under the care of a physician-approved place of care, meet the definition of “homebound,” and be in need of skilled services on an intermittent basis. Patients often receive home health care following an acute care hospital discharge or because they require certain rehabilitation services.

Colorado’s home health population includes a diverse set of patients who rely on home health care services daily.

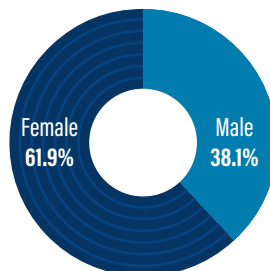
Distribution of Home Health Users in Traditional Medicare and Medicare Advantage, 2022¹



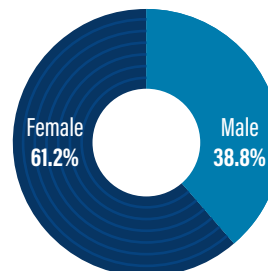
Source: KNG Health analysis of the Medicare Current Beneficiary Survey, 2021. Totals may not sum to 100 percent due to rounding.

Gender Distribution of All Medicare Home Health Users, Traditional Medicare Home Health Users, and Home Health Users in Medicare Advantage, 2022¹

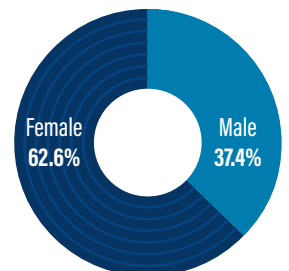
All Medicare Home Health Users



Traditional Medicare Home Health Users

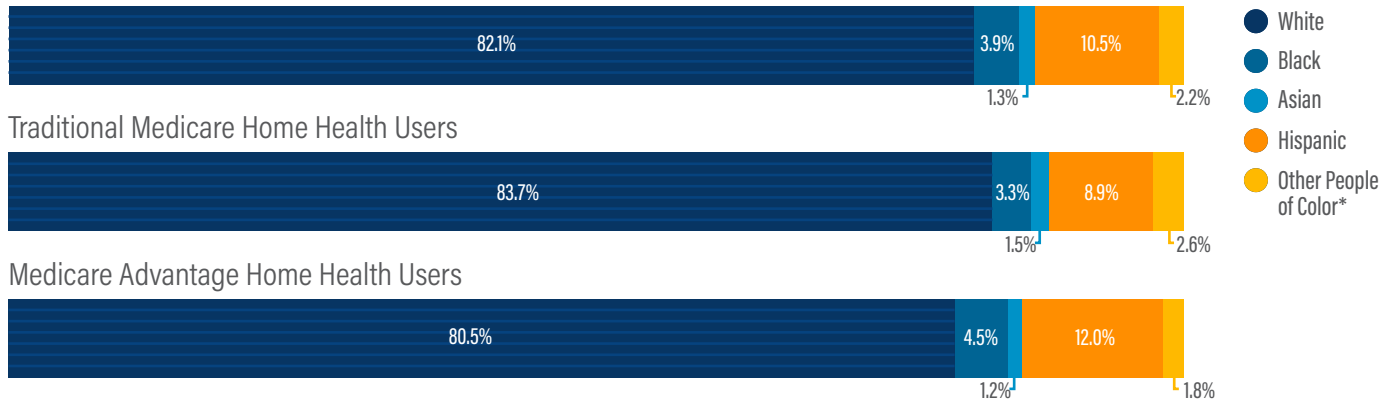


Medicare Advantage Home Health Users

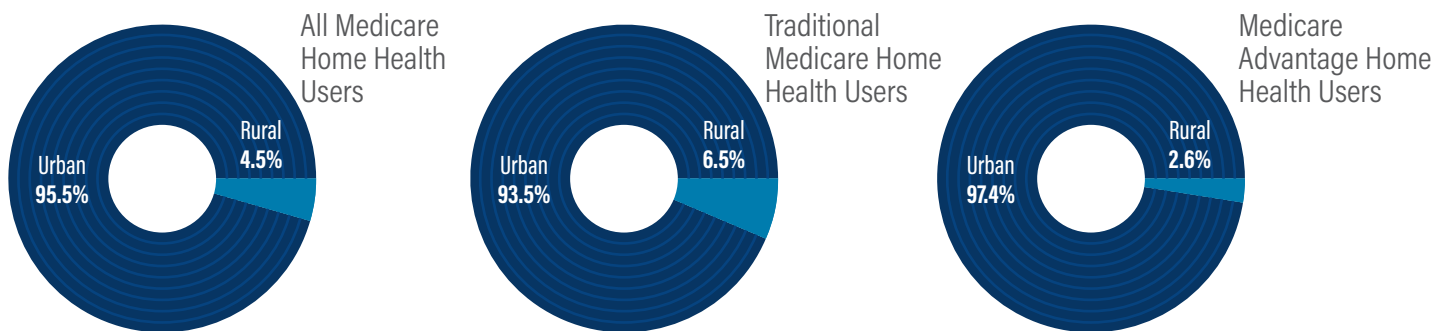


Race of All Medicare Home Health Users, Traditional Medicare Home Health Users, and Home Health Users in Medicare Advantage, 2022

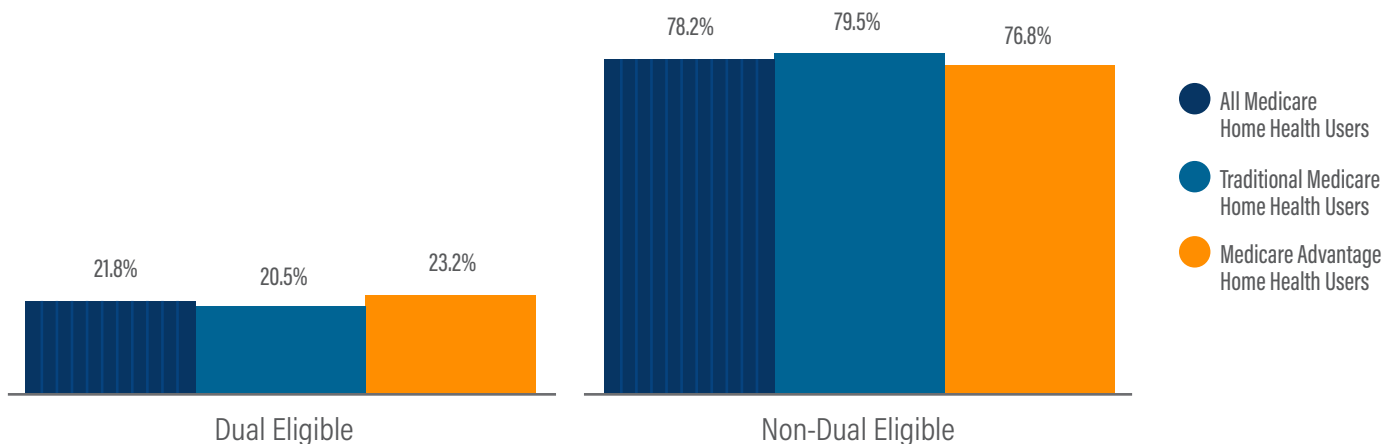
All Medicare Home Health Users



Share of Medicare Home Health Users, Traditional Medical Home Health Users, and Home Health Users in Medicare Advantage by Urban-Rural Status, 2022¹



Dual Eligibility Status of All Medicare Home Health Users, Traditional Medicare Home Health Users, and Home Health Users in Medicare Advantage, 2021



*KNG Health analysis of the 100% Medicare Beneficiary Summary File and Home Health Outcome and Assessment Information Set (OASIS) data, 2022



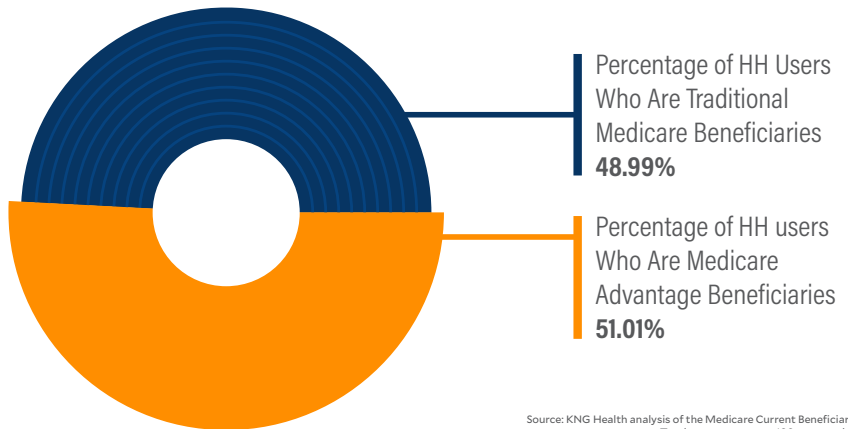
HOME HEALTH: CONNECTICUT HOME HEALTH PATIENT DEMOGRAPHICS

Home health patients in Connecticut, be they enrolled in the traditional Medicare program or a Medicare Advantage plan, are a racially, socioeconomically, and geographically diverse group.

The Medicare home health benefit covers skilled nursing care and therapy services provided to patients in their own residence. The patient must be under the care of a physician-approved place of care, meet the definition of “homebound,” and be in need of skilled services on an intermittent basis. Patients often receive home health care following an acute care hospital discharge or because they require certain rehabilitation services.

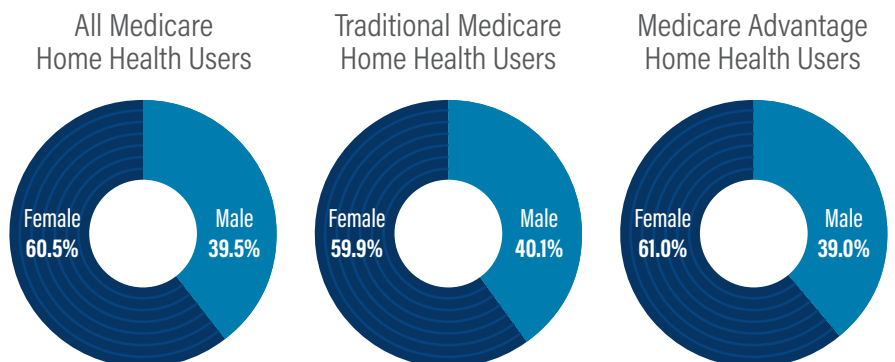
Connecticut’s home health population includes a diverse set of patients who rely on home health care services daily.

Distribution of Home Health Users in Traditional Medicare and Medicare Advantage, 2022¹



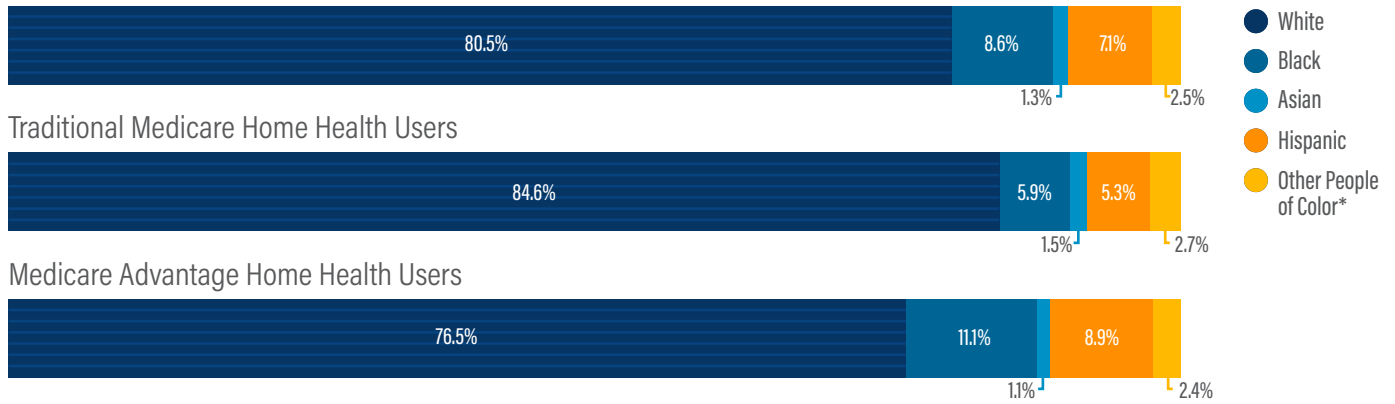
Source: KNG Health analysis of the Medicare Current Beneficiary Survey, 2021. Totals may not sum to 100 percent due to rounding.

Gender Distribution of All Medicare Home Health Users, Traditional Medicare Home Health Users, and Home Health Users in Medicare Advantage, 2022¹



Race of All Medicare Home Health Users, Traditional Medicare Home Health Users, and Home Health Users in Medicare Advantage, 2022

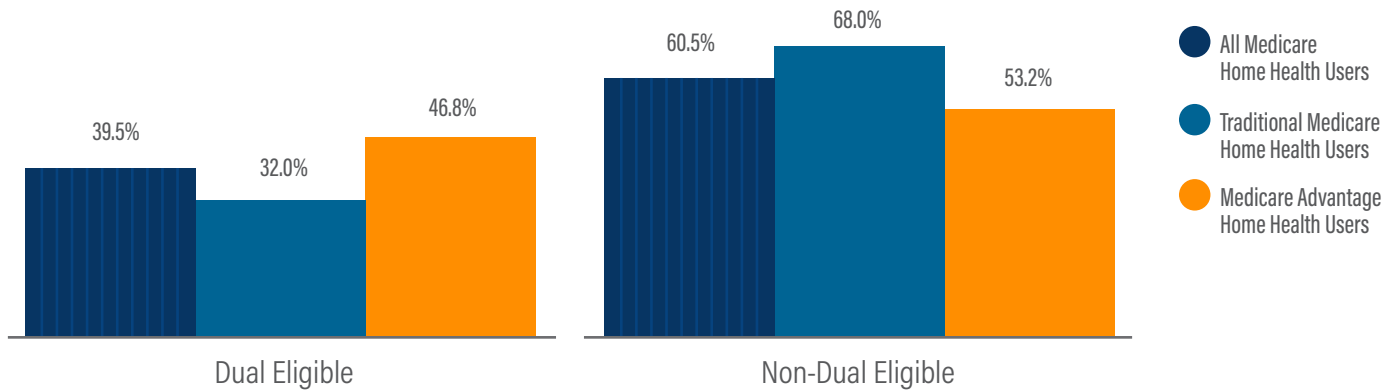
All Medicare Home Health Users



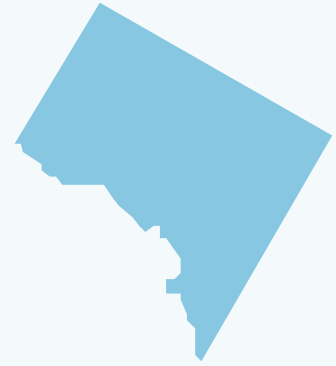
Share of Medicare Home Health Users, Traditional Medical Home Health Users, and Home Health Users in Medicare Advantage by Urban-Rural Status, 2022¹



Dual Eligibility Status of All Medicare Home Health Users, Traditional Medicare Home Health Users, and Home Health Users in Medicare Advantage, 2021



¹KNG Health analysis of the 100% Medicare Beneficiary Summary File and Home Health Outcome and Assessment Information Set (OASIS) data, 2022



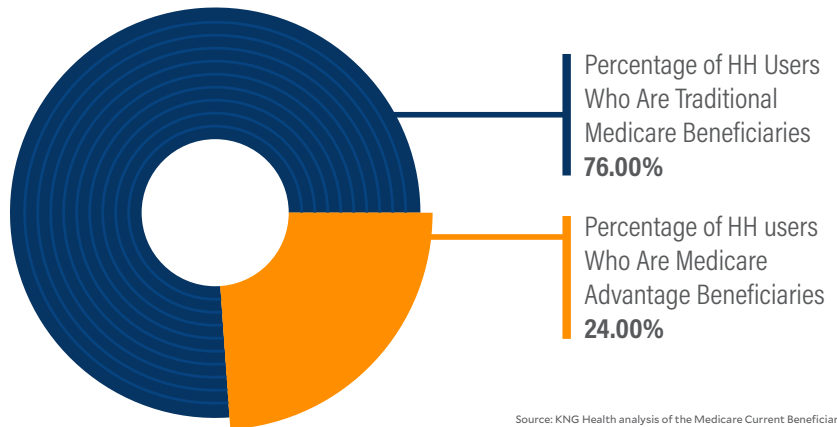
HOME HEALTH: WASHINGTON D.C. HOME HEALTH PATIENT DEMOGRAPHICS

Home health patients in Washington D.C., be they enrolled in the traditional Medicare program or a Medicare Advantage plan, are a racially, socioeconomically, and geographically diverse group.

The Medicare home health benefit covers skilled nursing care and therapy services provided to patients in their own residence. The patient must be under the care of a physician-approved place of care, meet the definition of “homebound,” and be in need of skilled services on an intermittent basis. Patients often receive home health care following an acute care hospital discharge or because they require certain rehabilitation services.

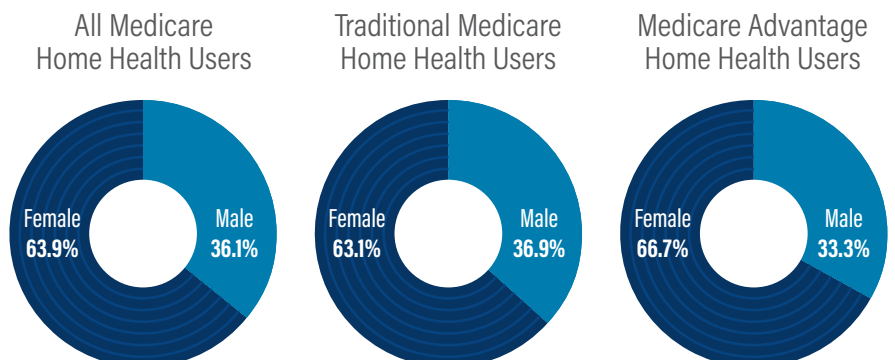
Washington D.C.’s home health population includes a diverse set of patients who rely on home health care services daily.

Distribution of Home Health Users in Traditional Medicare and Medicare Advantage, 2022¹

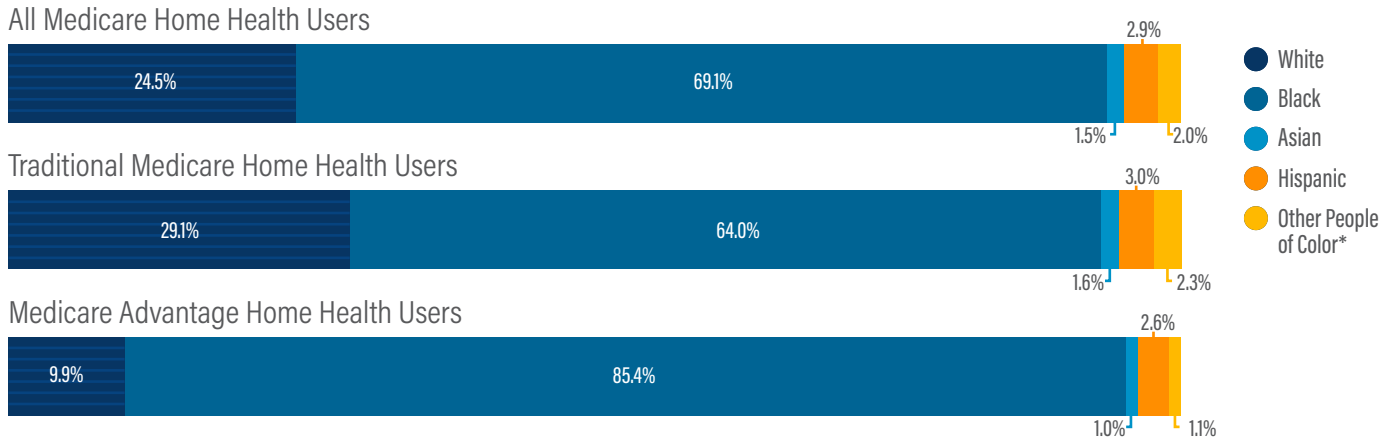


Source: KNG Health analysis of the Medicare Current Beneficiary Survey, 2021. Totals may not sum to 100 percent due to rounding.

Gender Distribution of All Medicare Home Health Users, Traditional Medicare Home Health Users, and Home Health Users in Medicare Advantage, 2022¹



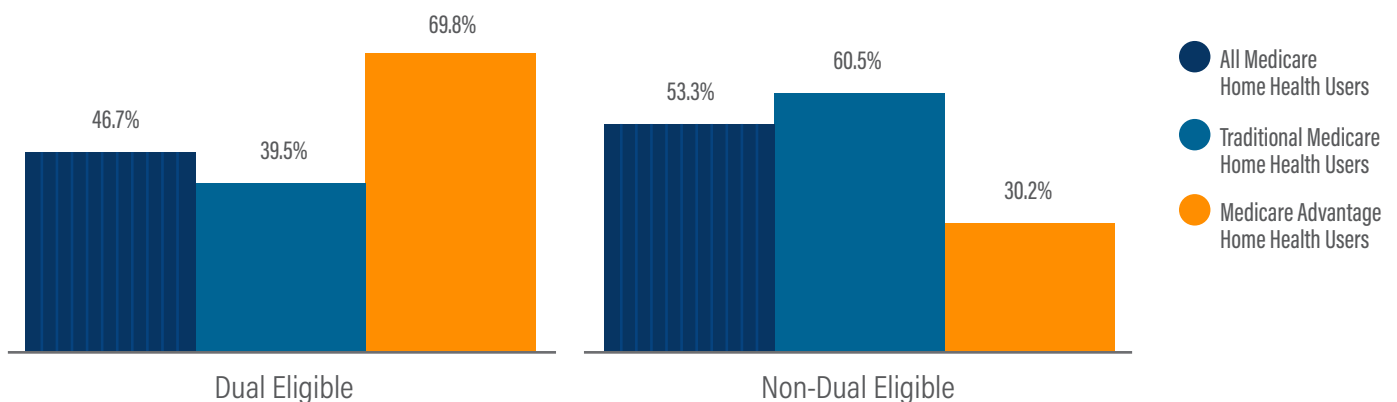
Race of All Medicare Home Health Users, Traditional Medicare Home Health Users, and Home Health Users in Medicare Advantage, 2022



Share of Medicare Home Health Users, Traditional Medical Home Health Users, and Home Health Users in Medicare Advantage by Urban-Rural Status, 2022¹



Dual Eligibility Status of All Medicare Home Health Users, Traditional Medicare Home Health Users, and Home Health Users in Medicare Advantage, 2021



¹KNG Health analysis of the 100% Medicare Beneficiary Summary File and Home Health Outcome and Assessment Information Set (OASIS) data, 2022



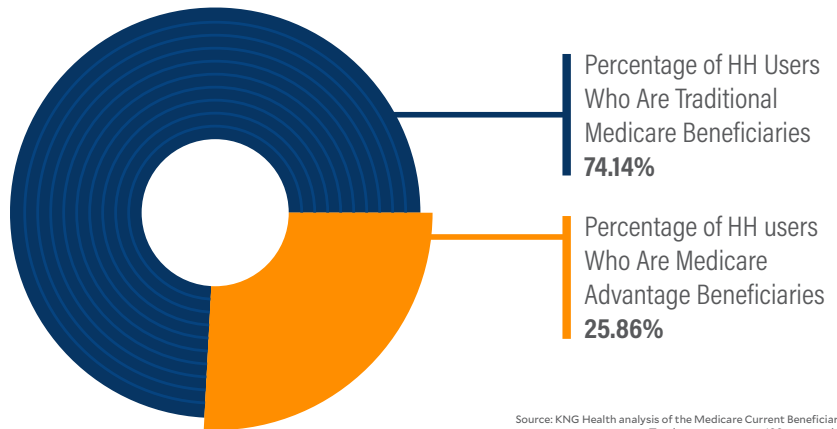
HOME HEALTH: DELAWARE HOME HEALTH PATIENT DEMOGRAPHICS

Home health patients in Delaware, be they enrolled in the traditional Medicare program or a Medicare Advantage plan, are a racially, socioeconomically, and geographically diverse group.

The Medicare home health benefit covers skilled nursing care and therapy services provided to patients in their own residence. The patient must be under the care of a physician-approved place of care, meet the definition of “homebound,” and be in need of skilled services on an intermittent basis. Patients often receive home health care following an acute care hospital discharge or because they require certain rehabilitation services.

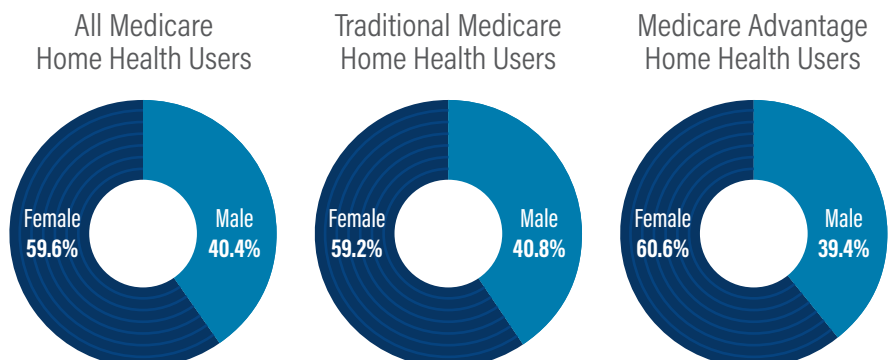
Delaware’s home health population includes a diverse set of patients who rely on home health care services daily.

Distribution of Home Health Users in Traditional Medicare and Medicare Advantage, 2022¹

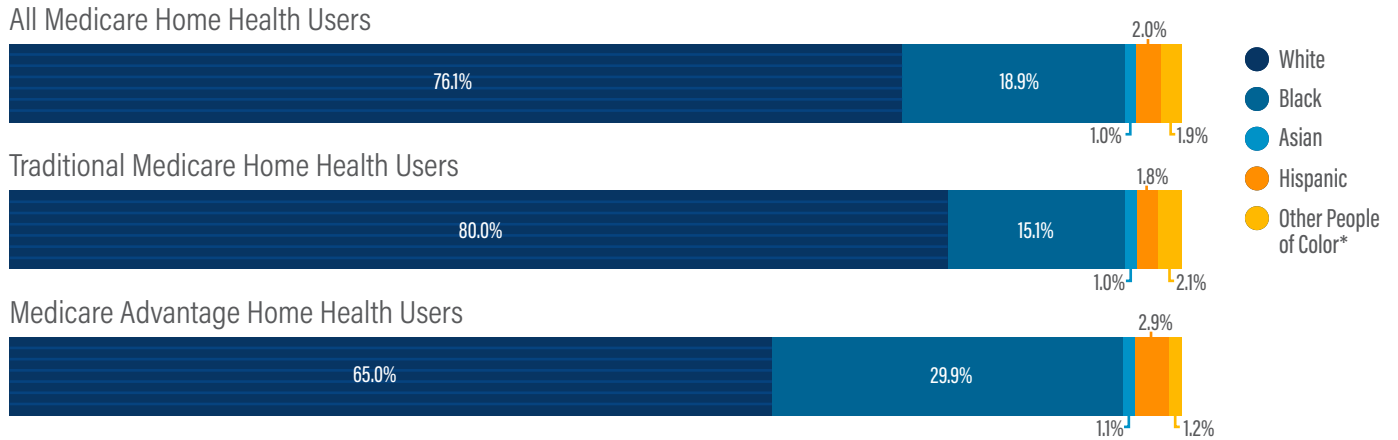


Source: KNG Health analysis of the Medicare Current Beneficiary Survey, 2021. Totals may not sum to 100 percent due to rounding.

Gender Distribution of All Medicare Home Health Users, Traditional Medicare Home Health Users, and Home Health Users in Medicare Advantage, 2022¹



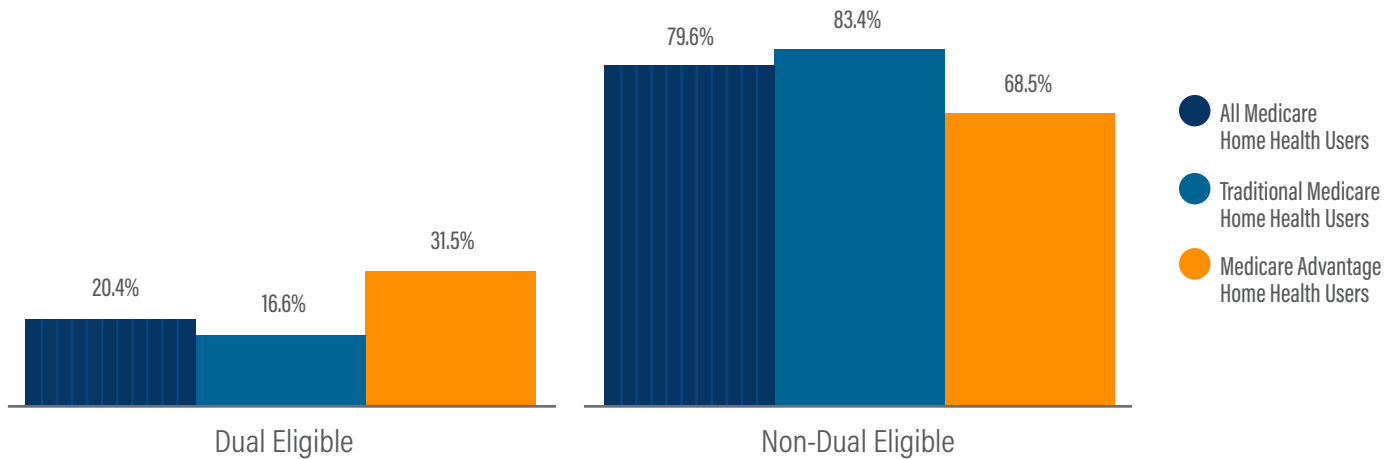
Race of All Medicare Home Health Users, Traditional Medicare Home Health Users, and Home Health Users in Medicare Advantage, 2022



Share of Medicare Home Health Users, Traditional Medical Home Health Users, and Home Health Users in Medicare Advantage by Urban-Rural Status, 2022¹



Dual Eligibility Status of All Medicare Home Health Users, Traditional Medicare Home Health Users, and Home Health Users in Medicare Advantage, 2021



¹KNG Health analysis of the 100% Medicare Beneficiary Summary File and Home Health Outcome and Assessment Information Set (OASIS) data, 2022



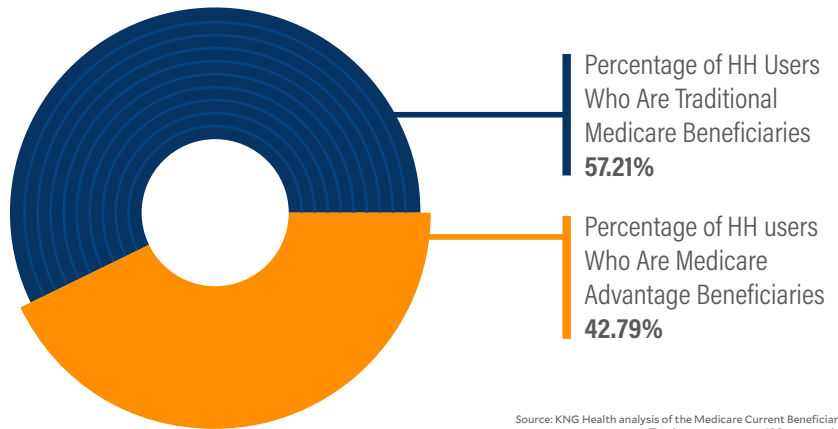
HOME HEALTH: FLORIDA HOME HEALTH PATIENT DEMOGRAPHICS

Home health patients in Florida, be they enrolled in the traditional Medicare program or a Medicare Advantage plan, are a racially, socioeconomically, and geographically diverse group.

The Medicare home health benefit covers skilled nursing care and therapy services provided to patients in their own residence. The patient must be under the care of a physician-approved place of care, meet the definition of “homebound,” and be in need of skilled services on an intermittent basis. Patients often receive home health care following an acute care hospital discharge or because they require certain rehabilitation services.

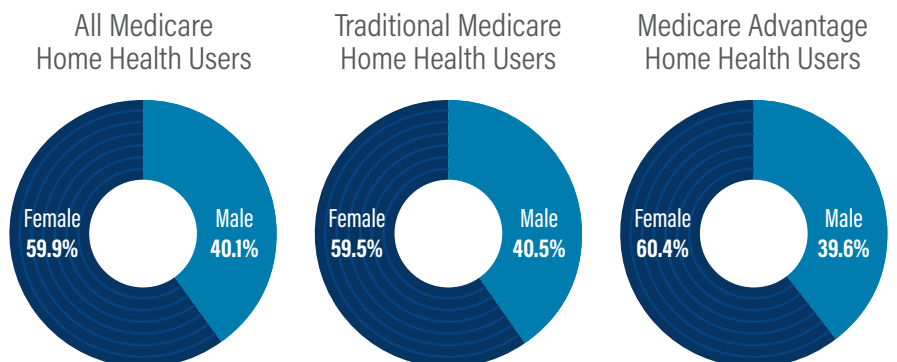
Florida’s home health population includes a diverse set of patients who rely on home health care services daily.

Distribution of Home Health Users in Traditional Medicare and Medicare Advantage, 2022¹



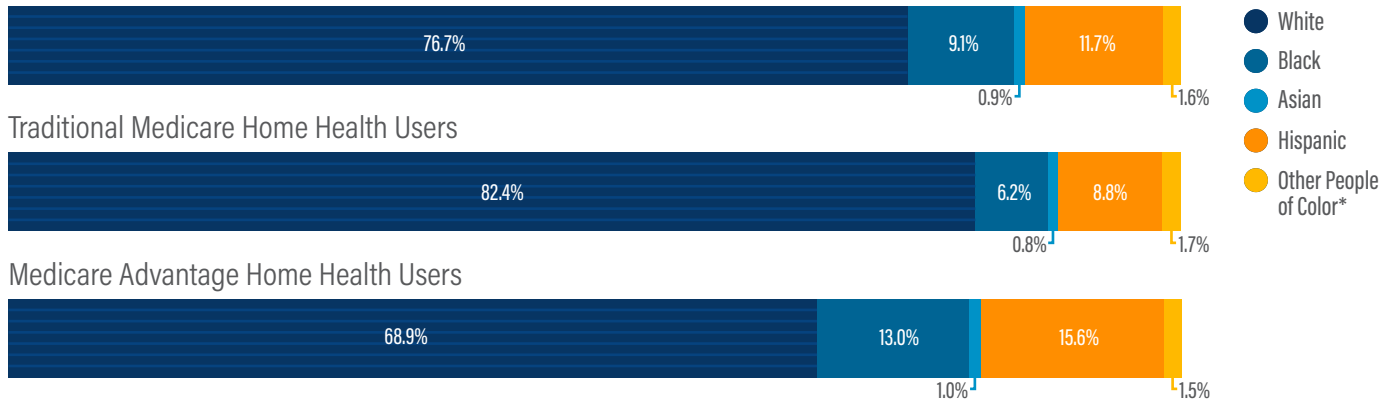
Source: KNG Health analysis of the Medicare Current Beneficiary Survey, 2021. Totals may not sum to 100 percent due to rounding.

Gender Distribution of All Medicare Home Health Users, Traditional Medicare Home Health Users, and Home Health Users in Medicare Advantage, 2022¹

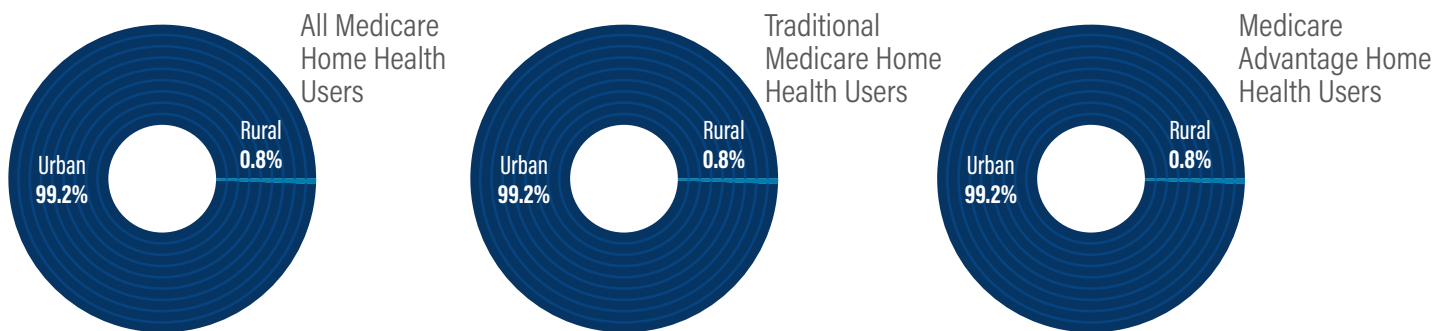


Race of All Medicare Home Health Users, Traditional Medicare Home Health Users, and Home Health Users in Medicare Advantage, 2022

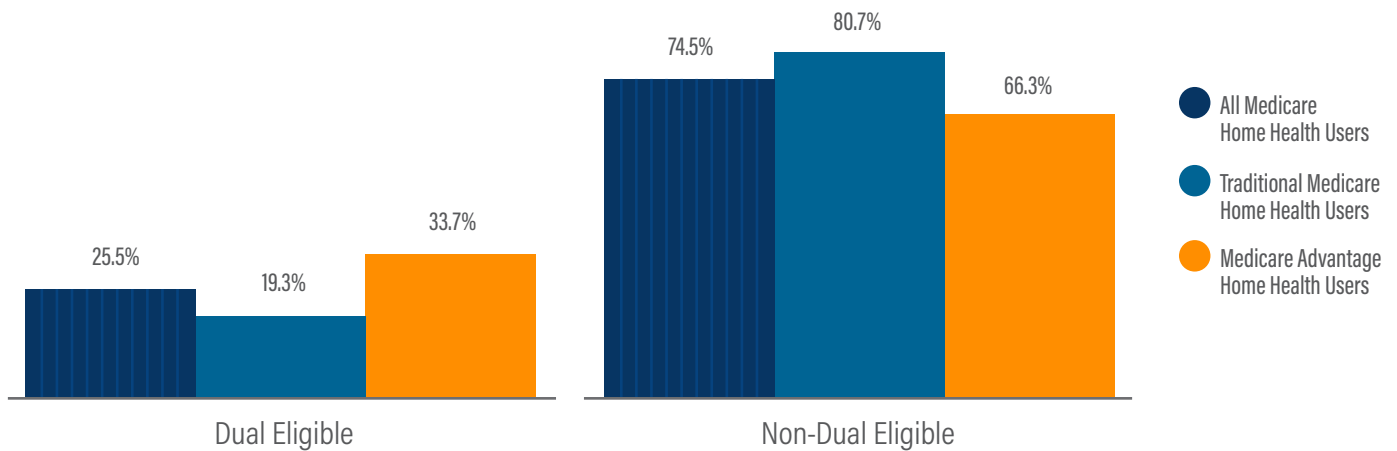
All Medicare Home Health Users



Share of Medicare Home Health Users, Traditional Medical Home Health Users, and Home Health Users in Medicare Advantage by Urban-Rural Status, 2022¹



Dual Eligibility Status of All Medicare Home Health Users, Traditional Medicare Home Health Users, and Home Health Users in Medicare Advantage, 2021



*KNG Health analysis of the 100% Medicare Beneficiary Summary File and Home Health Outcome and Assessment Information Set (OASIS) data, 2022



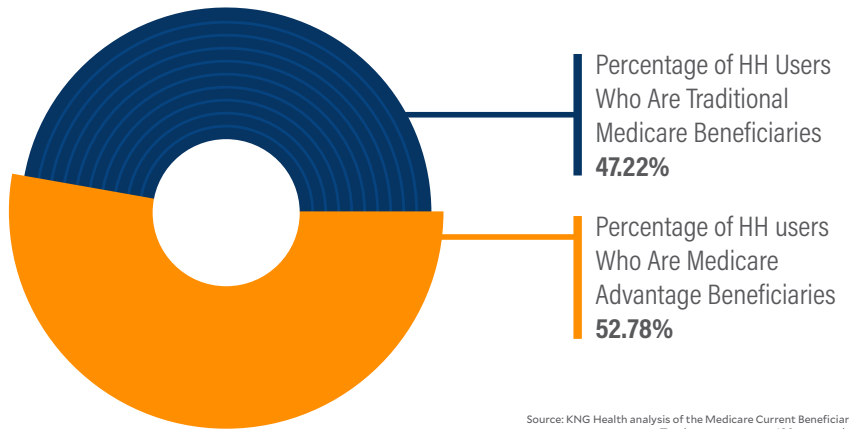
HOME HEALTH: GEORGIA HOME HEALTH PATIENT DEMOGRAPHICS

Home health patients in Georgia, be they enrolled in the traditional Medicare program or a Medicare Advantage plan, are a racially, socioeconomically, and geographically diverse group.

The Medicare home health benefit covers skilled nursing care and therapy services provided to patients in their own residence. The patient must be under the care of a physician-approved place of care, meet the definition of “homebound,” and be in need of skilled services on an intermittent basis. Patients often receive home health care following an acute care hospital discharge or because they require certain rehabilitation services.

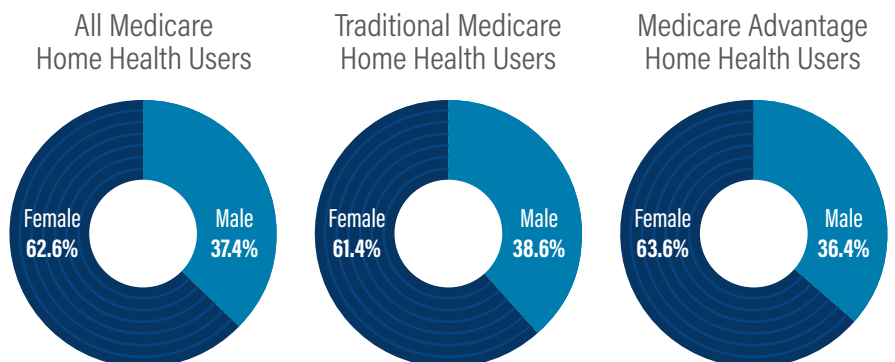
Georgia’s home health population includes a diverse set of patients who rely on home health care services daily.

Distribution of Home Health Users in Traditional Medicare and Medicare Advantage, 2022¹

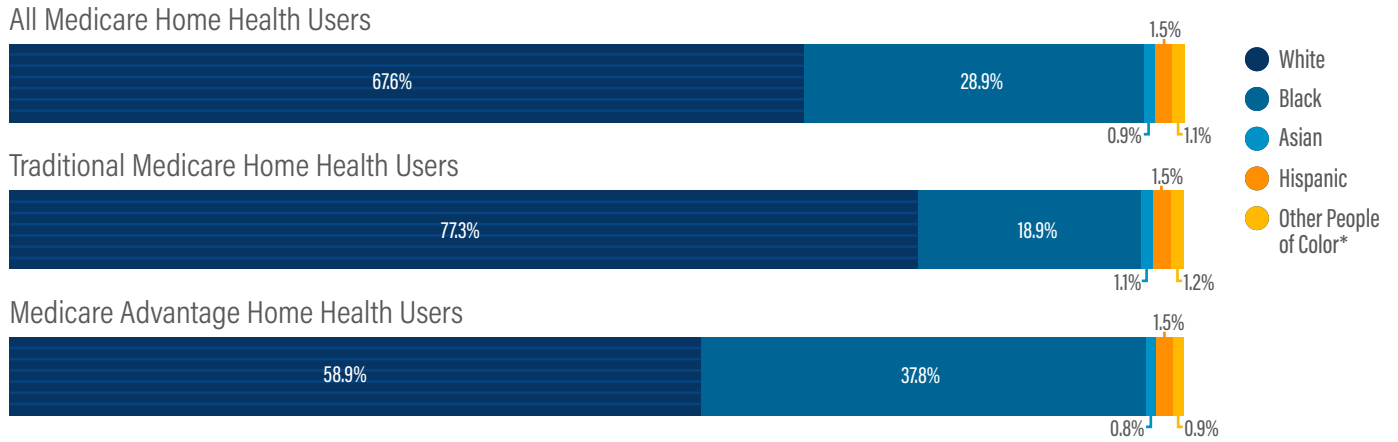


Source: KNG Health analysis of the Medicare Current Beneficiary Survey, 2021. Totals may not sum to 100 percent due to rounding.

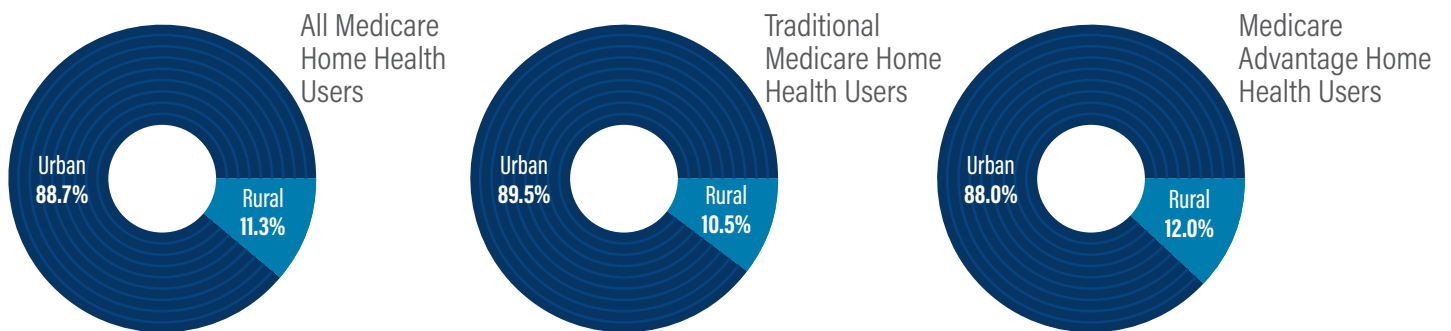
Gender Distribution of All Medicare Home Health Users, Traditional Medicare Home Health Users, and Home Health Users in Medicare Advantage, 2022¹



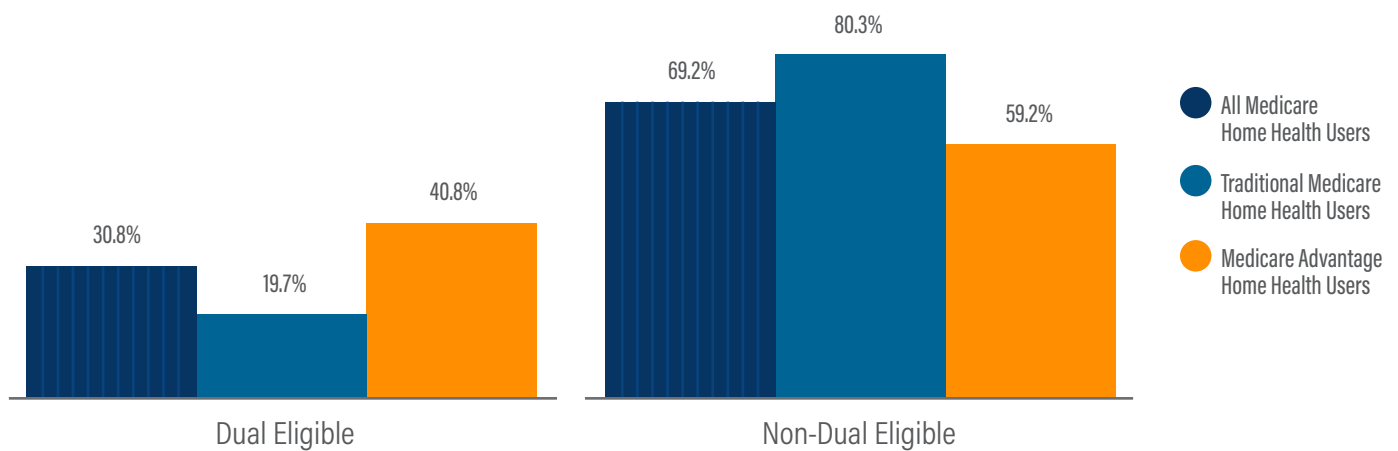
Race of All Medicare Home Health Users, Traditional Medicare Home Health Users, and Home Health Users in Medicare Advantage, 2022



Share of Medicare Home Health Users, Traditional Medical Home Health Users, and Home Health Users in Medicare Advantage by Urban-Rural Status, 2022¹



Dual Eligibility Status of All Medicare Home Health Users, Traditional Medicare Home Health Users, and Home Health Users in Medicare Advantage, 2021



¹KNG Health analysis of the 100% Medicare Beneficiary Summary File and Home Health Outcome and Assessment Information Set (OASIS) data, 2022



HOME HEALTH: HAWAII

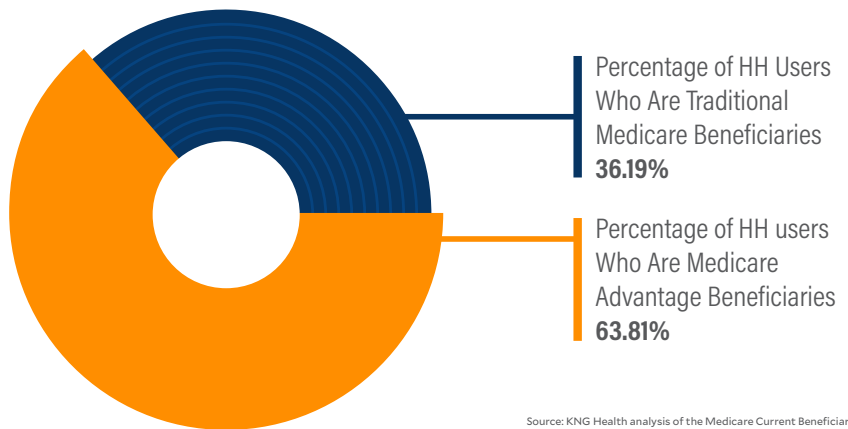
HOME HEALTH PATIENT DEMOGRAPHICS

Home health patients in Hawaii, be they enrolled in the traditional Medicare program or a Medicare Advantage plan, are a racially, socioeconomically, and geographically diverse group.

The Medicare home health benefit covers skilled nursing care and therapy services provided to patients in their own residence. The patient must be under the care of a physician-approved place of care, meet the definition of “homebound,” and be in need of skilled services on an intermittent basis. Patients often receive home health care following an acute care hospital discharge or because they require certain rehabilitation services.

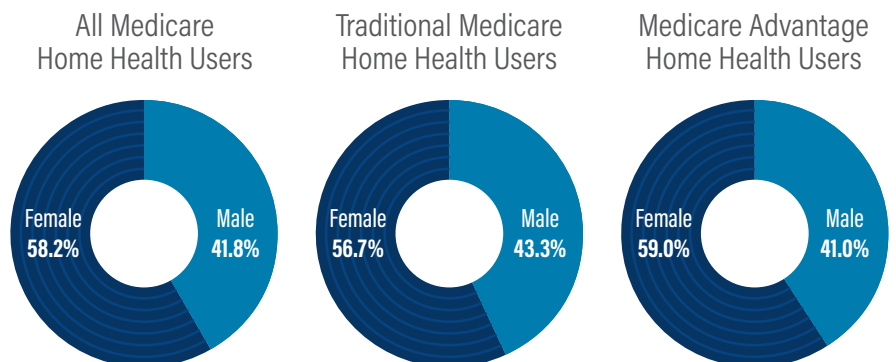
Hawaii’s home health population includes a diverse set of patients who rely on home health care services daily.

Distribution of Home Health Users in Traditional Medicare and Medicare Advantage, 2022¹



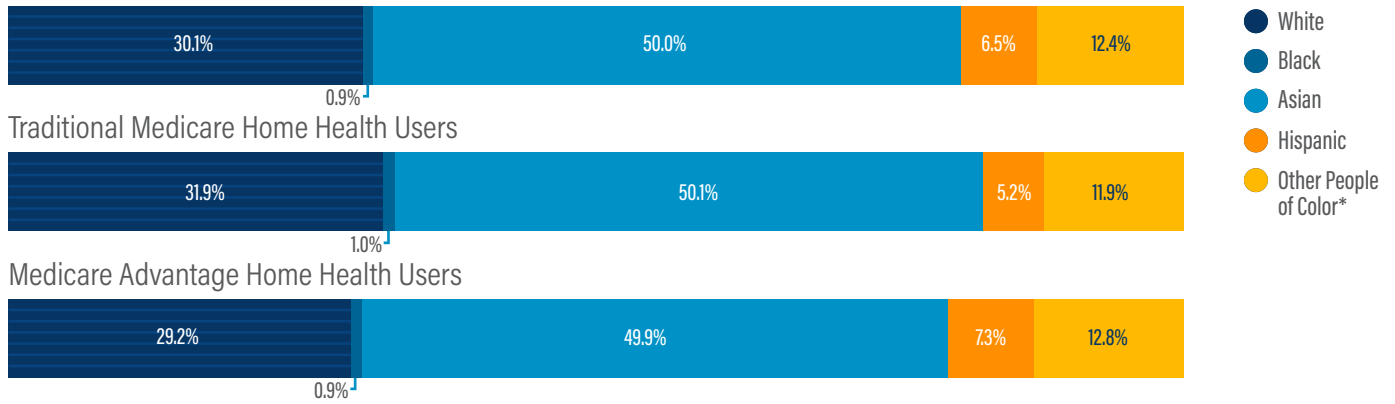
Source: KNG Health analysis of the Medicare Current Beneficiary Survey, 2021. Totals may not sum to 100 percent due to rounding.

Gender Distribution of All Medicare Home Health Users, Traditional Medicare Home Health Users, and Home Health Users in Medicare Advantage, 2022¹



Race of All Medicare Home Health Users, Traditional Medicare Home Health Users, and Home Health Users in Medicare Advantage, 2022

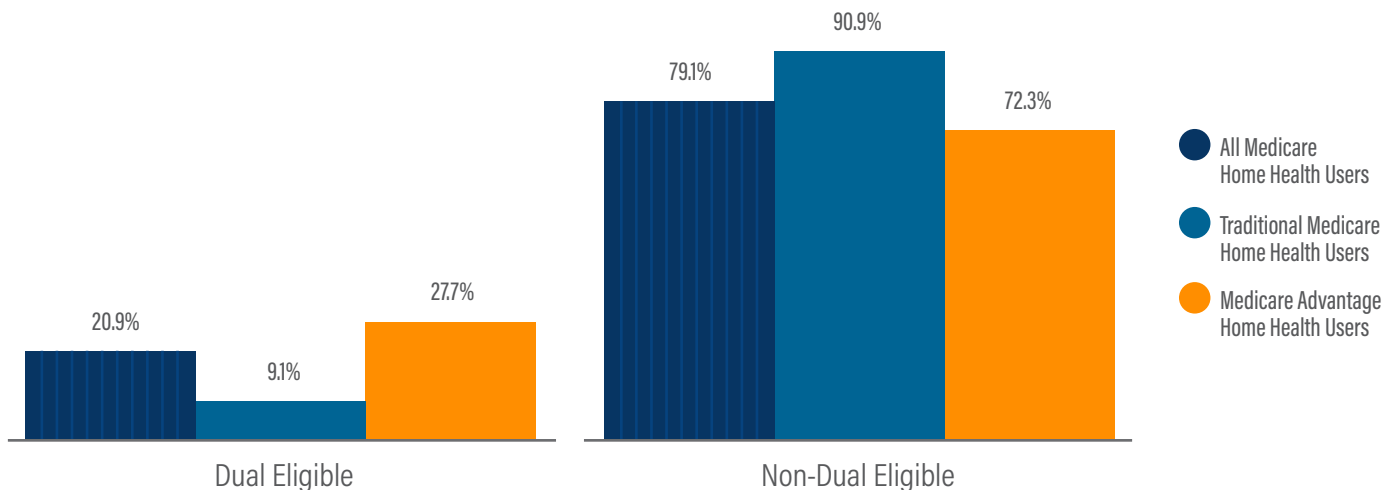
All Medicare Home Health Users



Share of Medicare Home Health Users, Traditional Medical Home Health Users, and Home Health Users in Medicare Advantage by Urban-Rural Status, 2022¹



Dual Eligibility Status of All Medicare Home Health Users, Traditional Medicare Home Health Users, and Home Health Users in Medicare Advantage, 2021



¹KNG Health analysis of the 100% Medicare Beneficiary Summary File and Home Health Outcome and Assessment Information Set (OASIS) data, 2022



HOME HEALTH: IDAHO

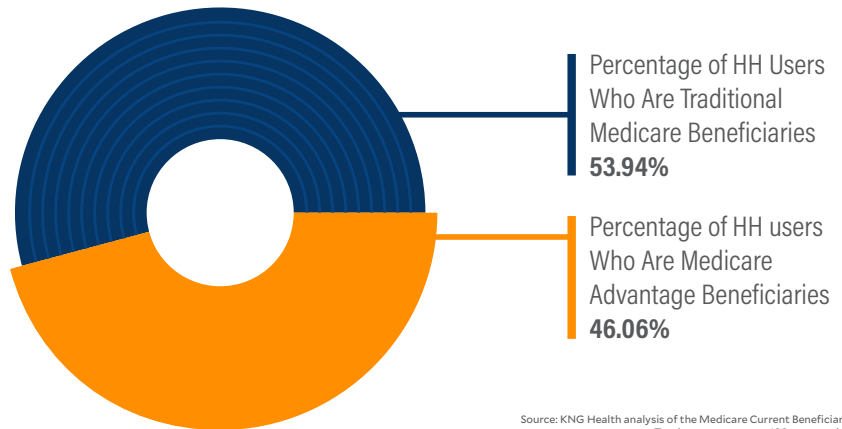
HOME HEALTH PATIENT DEMOGRAPHICS

Home health patients in Idaho, be they enrolled in the traditional Medicare program or a Medicare Advantage plan, are a racially, socioeconomically, and geographically diverse group.

The Medicare home health benefit covers skilled nursing care and therapy services provided to patients in their own residence. The patient must be under the care of a physician-approved place of care, meet the definition of “homebound,” and be in need of skilled services on an intermittent basis. Patients often receive home health care following an acute care hospital discharge or because they require certain rehabilitation services.

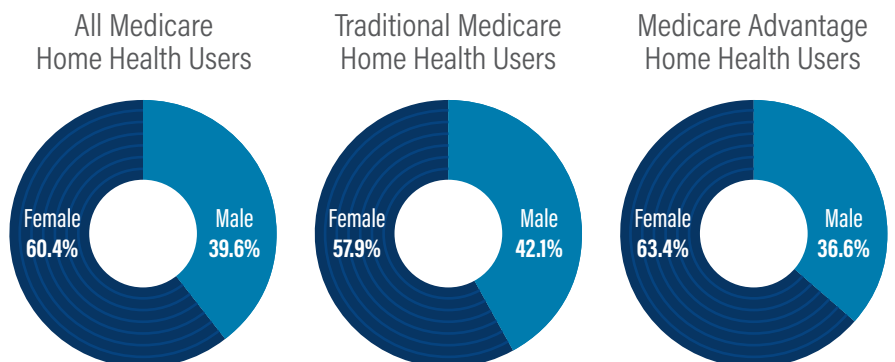
Idaho’s home health population includes a diverse set of patients who rely on home health care services daily.

Distribution of Home Health Users in Traditional Medicare and Medicare Advantage, 2022¹

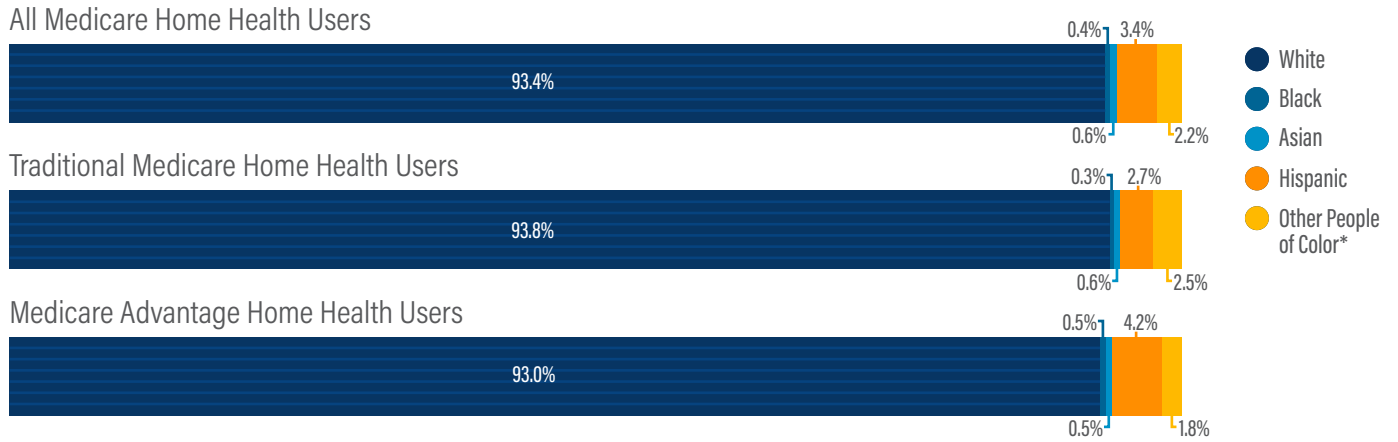


Source: KNG Health analysis of the Medicare Current Beneficiary Survey, 2021. Totals may not sum to 100 percent due to rounding.

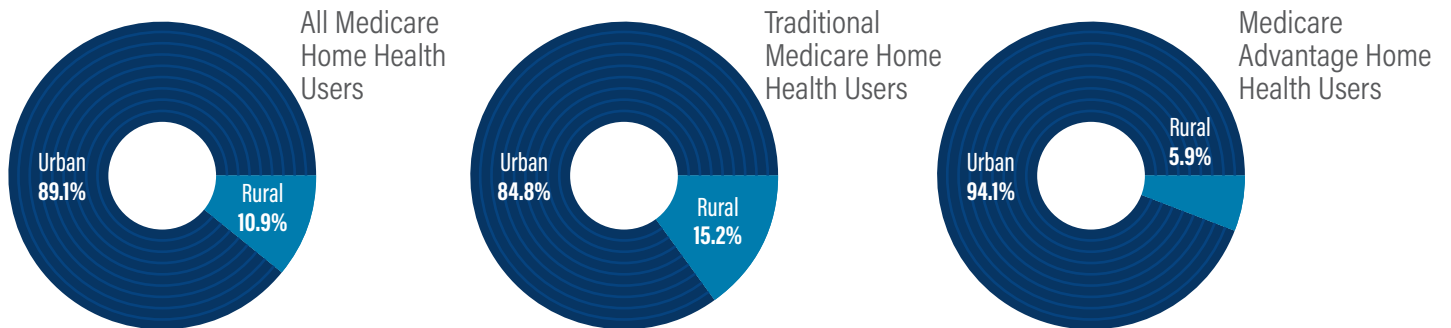
Gender Distribution of All Medicare Home Health Users, Traditional Medicare Home Health Users, and Home Health Users in Medicare Advantage, 2022¹



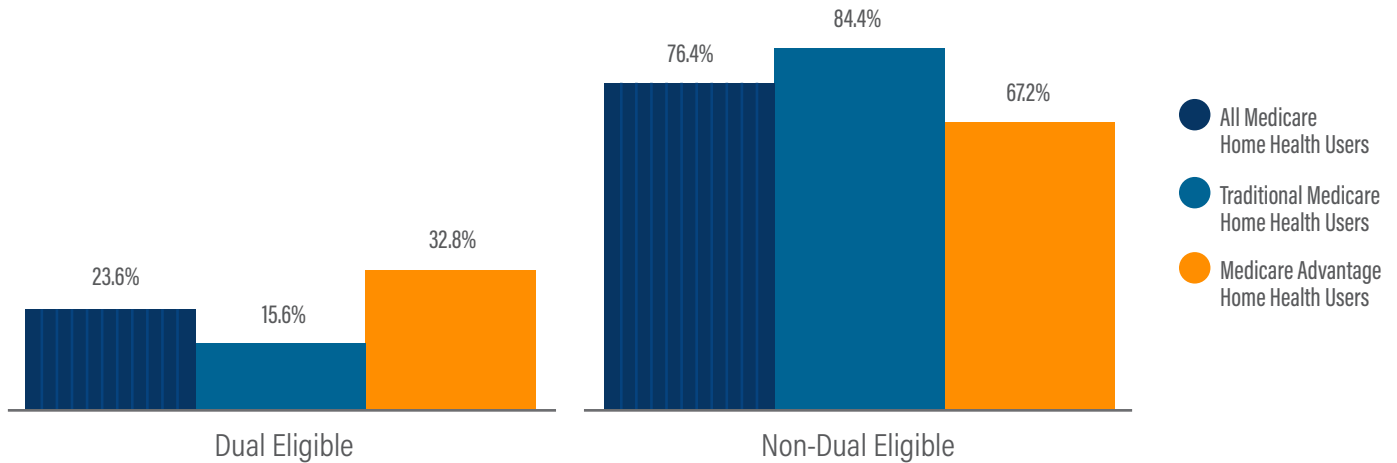
Race of All Medicare Home Health Users, Traditional Medicare Home Health Users, and Home Health Users in Medicare Advantage, 2022



Share of Medicare Home Health Users, Traditional Medical Home Health Users, and Home Health Users in Medicare Advantage by Urban-Rural Status, 2022¹



Dual Eligibility Status of All Medicare Home Health Users, Traditional Medicare Home Health Users, and Home Health Users in Medicare Advantage, 2021



¹KNG Health analysis of the 100% Medicare Beneficiary Summary File and Home Health Outcome and Assessment Information Set (OASIS) data, 2022



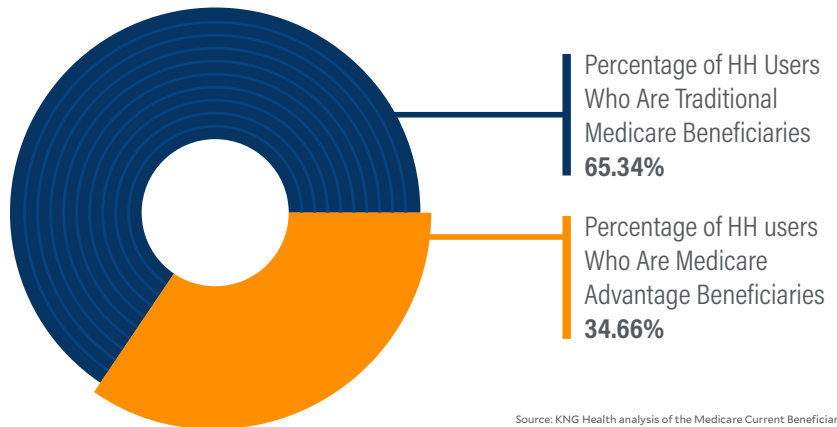
HOME HEALTH: ILLINOIS HOME HEALTH PATIENT DEMOGRAPHICS

■ Home health patients in Illinois, be they enrolled in the traditional Medicare program or a Medicare Advantage plan, are a racially, socioeconomically, and geographically diverse group.

The Medicare home health benefit covers skilled nursing care and therapy services provided to patients in their own residence. The patient must be under the care of a physician-approved place of care, meet the definition of “homebound,” and be in need of skilled services on an intermittent basis. Patients often receive home health care following an acute care hospital discharge or because they require certain rehabilitation services.

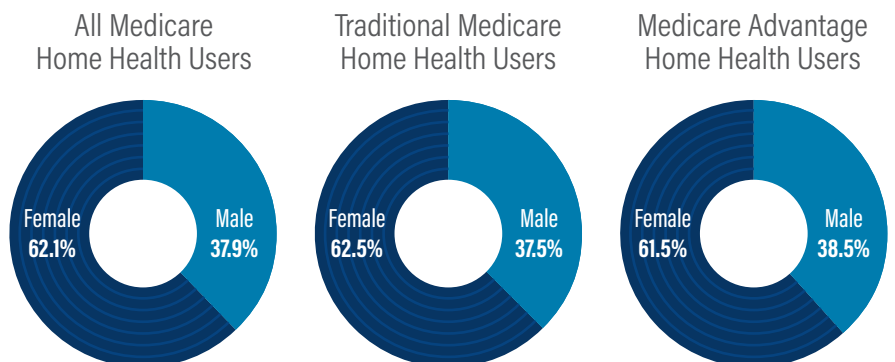
Illinois’ home health population includes a diverse set of patients who rely on home health care services daily.

Distribution of Home Health Users in Traditional Medicare and Medicare Advantage, 2022¹



Source: KNG Health analysis of the Medicare Current Beneficiary Survey, 2021. Totals may not sum to 100 percent due to rounding.

Gender Distribution of All Medicare Home Health Users, Traditional Medicare Home Health Users, and Home Health Users in Medicare Advantage, 2022¹

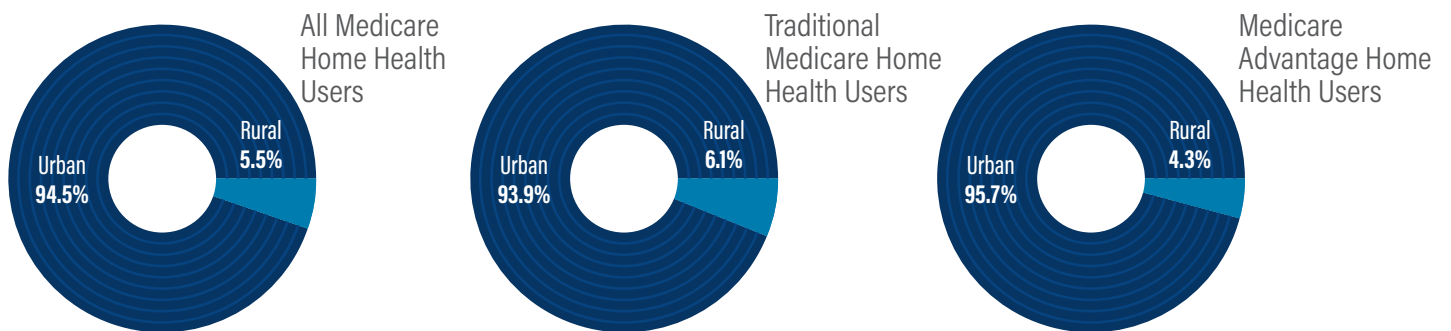


Race of All Medicare Home Health Users, Traditional Medicare Home Health Users, and Home Health Users in Medicare Advantage, 2022

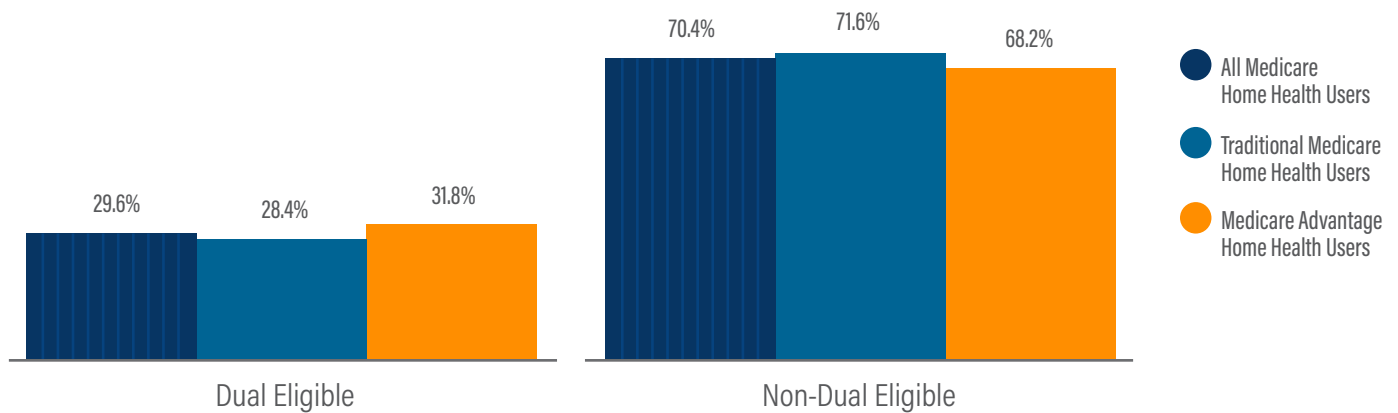
All Medicare Home Health Users



Share of Medicare Home Health Users, Traditional Medical Home Health Users, and Home Health Users in Medicare Advantage by Urban-Rural Status, 2022¹



Dual Eligibility Status of All Medicare Home Health Users, Traditional Medicare Home Health Users, and Home Health Users in Medicare Advantage, 2021



¹KNG Health analysis of the 100% Medicare Beneficiary Summary File and Home Health Outcome and Assessment Information Set (OASIS) data, 2022



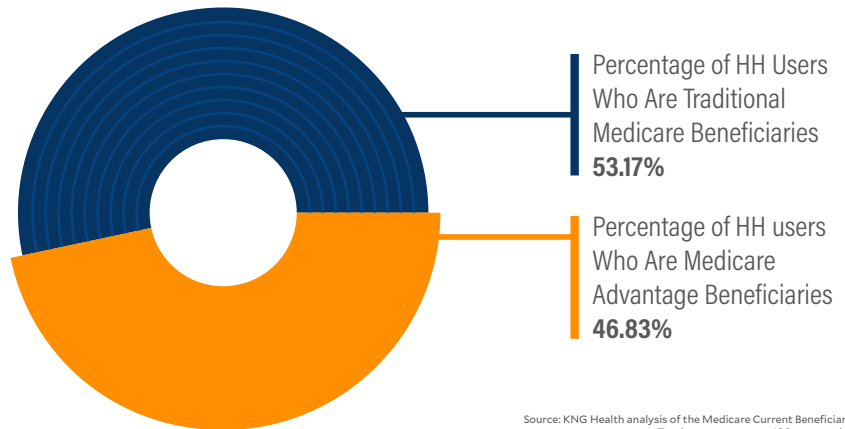
HOME HEALTH: INDIANA HOME HEALTH PATIENT DEMOGRAPHICS

Home health patients in Indiana, be they enrolled in the traditional Medicare program or a Medicare Advantage plan, are a racially, socioeconomically, and geographically diverse group.

The Medicare home health benefit covers skilled nursing care and therapy services provided to patients in their own residence. The patient must be under the care of a physician-approved place of care, meet the definition of “homebound,” and be in need of skilled services on an intermittent basis. Patients often receive home health care following an acute care hospital discharge or because they require certain rehabilitation services.

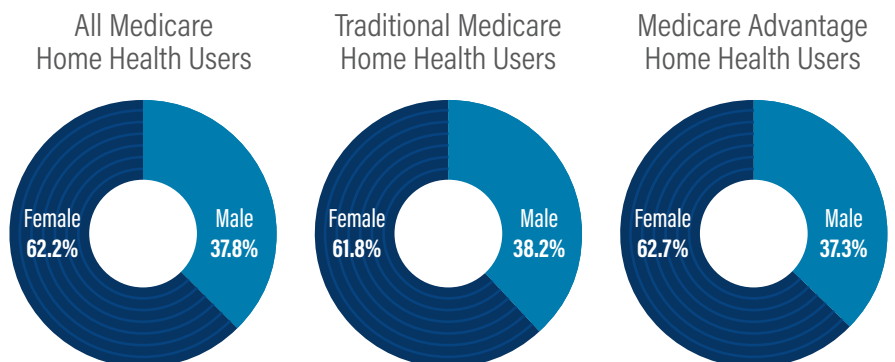
Indiana’s home health population includes a diverse set of patients who rely on home health care services daily.

Distribution of Home Health Users in Traditional Medicare and Medicare Advantage, 2022¹

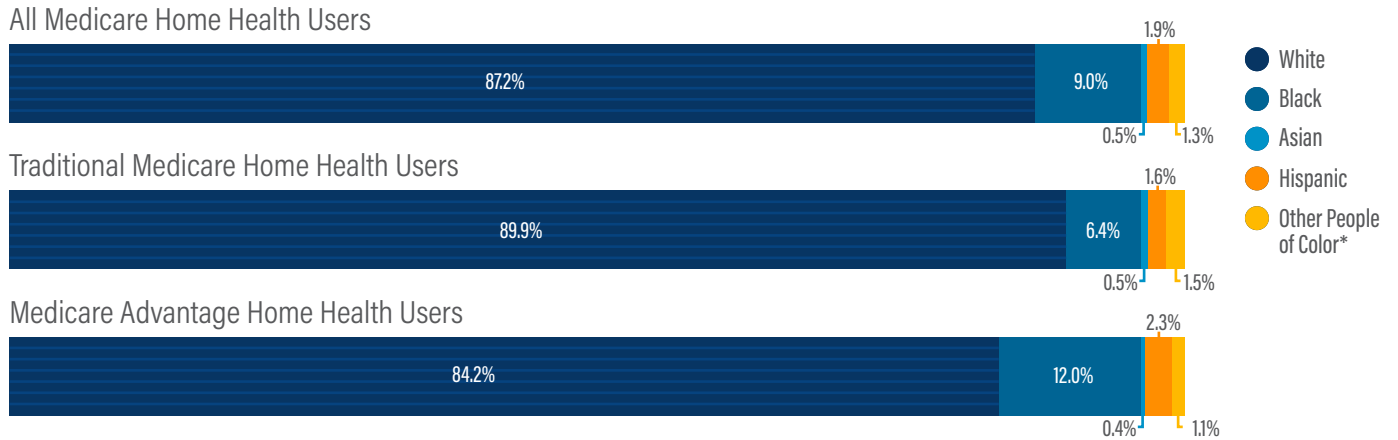


Source: KNG Health analysis of the Medicare Current Beneficiary Survey, 2021. Totals may not sum to 100 percent due to rounding.

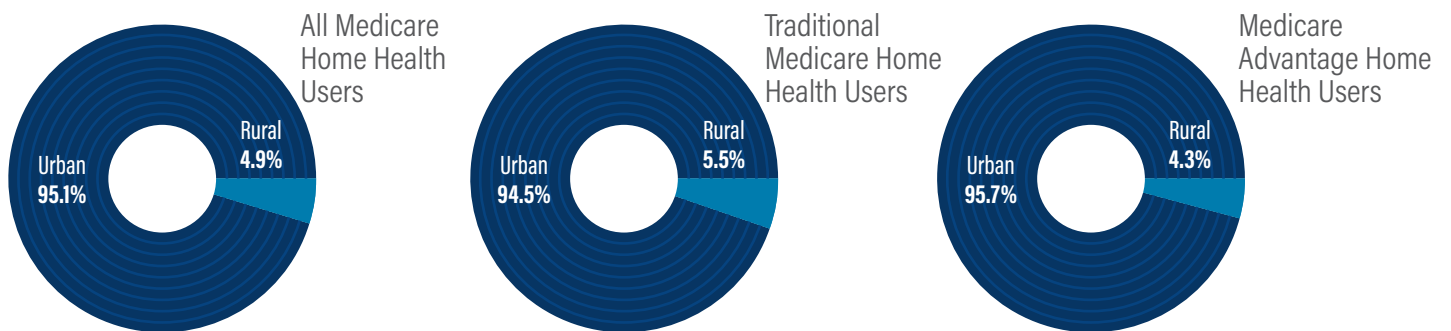
Gender Distribution of All Medicare Home Health Users, Traditional Medicare Home Health Users, and Home Health Users in Medicare Advantage, 2022¹



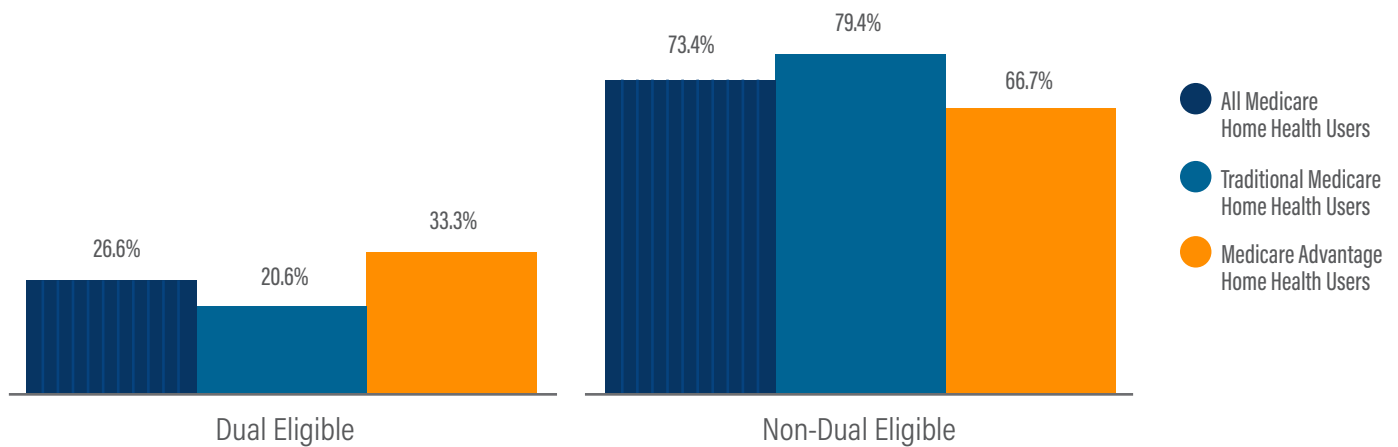
Race of All Medicare Home Health Users, Traditional Medicare Home Health Users, and Home Health Users in Medicare Advantage, 2022



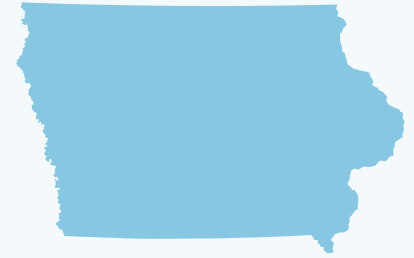
Share of Medicare Home Health Users, Traditional Medical Home Health Users, and Home Health Users in Medicare Advantage by Urban-Rural Status, 2022¹



Dual Eligibility Status of All Medicare Home Health Users, Traditional Medicare Home Health Users, and Home Health Users in Medicare Advantage, 2021



¹KNG Health analysis of the 100% Medicare Beneficiary Summary File and Home Health Outcome and Assessment Information Set (OASIS) data, 2022



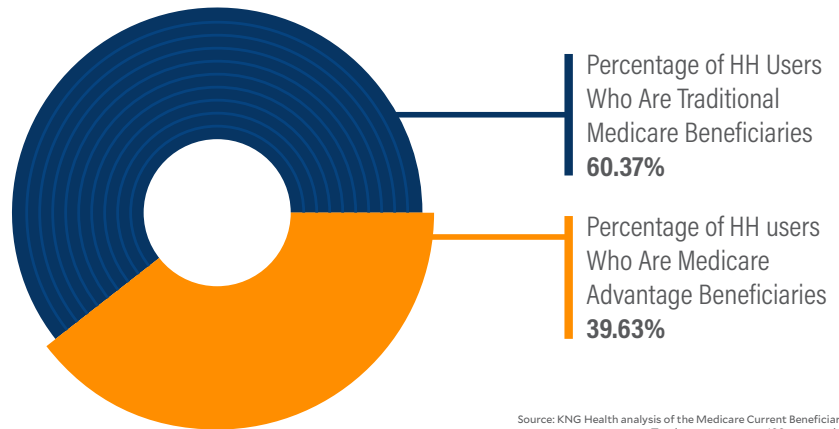
HOME HEALTH: IOWA HOME HEALTH PATIENT DEMOGRAPHICS

■ Home health patients in Iowa, be they enrolled in the traditional Medicare program or a Medicare Advantage plan, are a racially, socioeconomically, and geographically diverse group.

The Medicare home health benefit covers skilled nursing care and therapy services provided to patients in their own residence. The patient must be under the care of a physician-approved place of care, meet the definition of “homebound,” and be in need of skilled services on an intermittent basis. Patients often receive home health care following an acute care hospital discharge or because they require certain rehabilitation services.

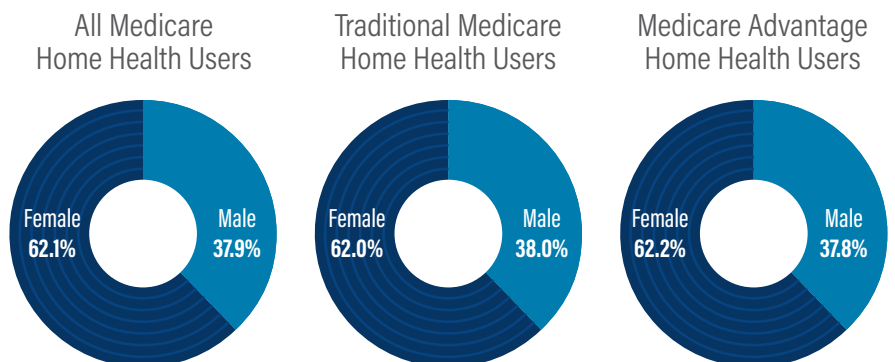
Iowa’s home health population includes a diverse set of patients who rely on home health care services daily.

Distribution of Home Health Users in Traditional Medicare and Medicare Advantage, 2022¹

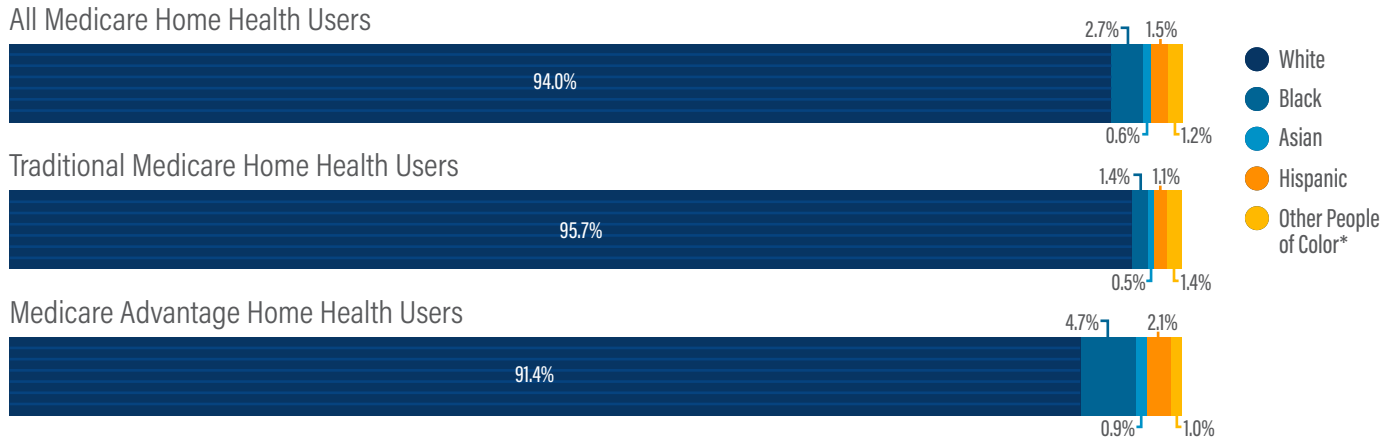


Source: KNG Health analysis of the Medicare Current Beneficiary Survey, 2021. Totals may not sum to 100 percent due to rounding.

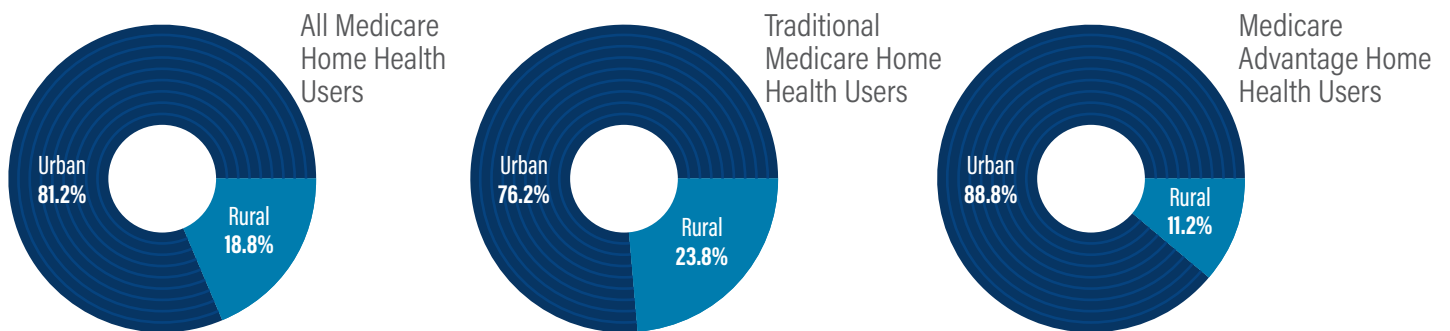
Gender Distribution of All Medicare Home Health Users, Traditional Medicare Home Health Users, and Home Health Users in Medicare Advantage, 2022¹



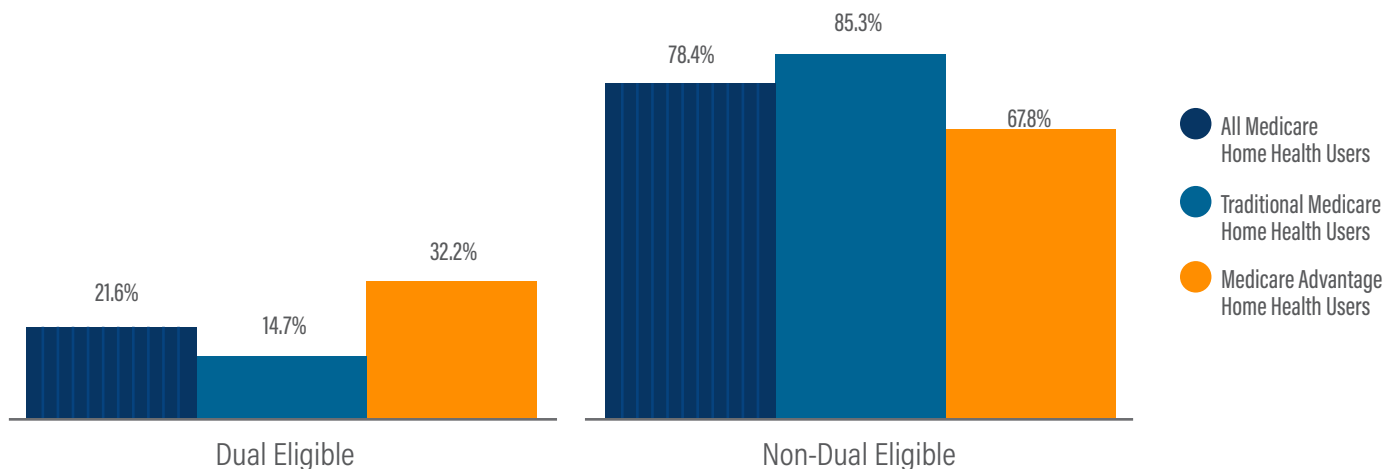
Race of All Medicare Home Health Users, Traditional Medicare Home Health Users, and Home Health Users in Medicare Advantage, 2022



Share of Medicare Home Health Users, Traditional Medical Home Health Users, and Home Health Users in Medicare Advantage by Urban-Rural Status, 2022¹



Dual Eligibility Status of All Medicare Home Health Users, Traditional Medicare Home Health Users, and Home Health Users in Medicare Advantage, 2021



¹KNG Health analysis of the 100% Medicare Beneficiary Summary File and Home Health Outcome and Assessment Information Set (OASIS) data, 2022



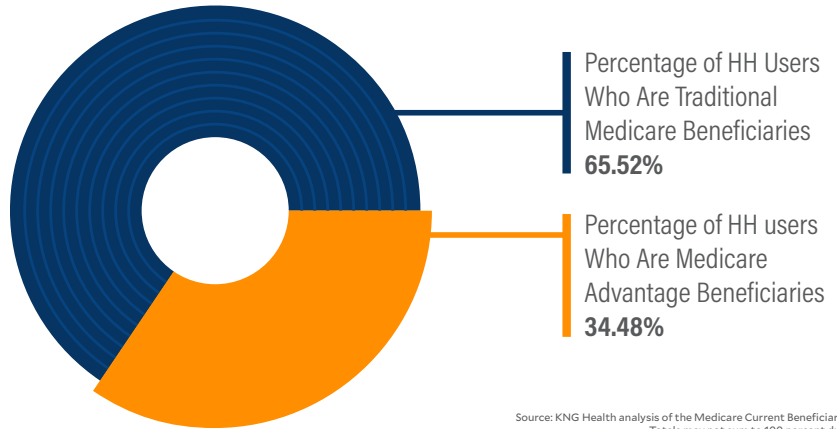
HOME HEALTH: KANSAS HOME HEALTH PATIENT DEMOGRAPHICS

■ Home health patients in Kansas, be they enrolled in the traditional Medicare program or a Medicare Advantage plan, are a racially, socioeconomically, and geographically diverse group.

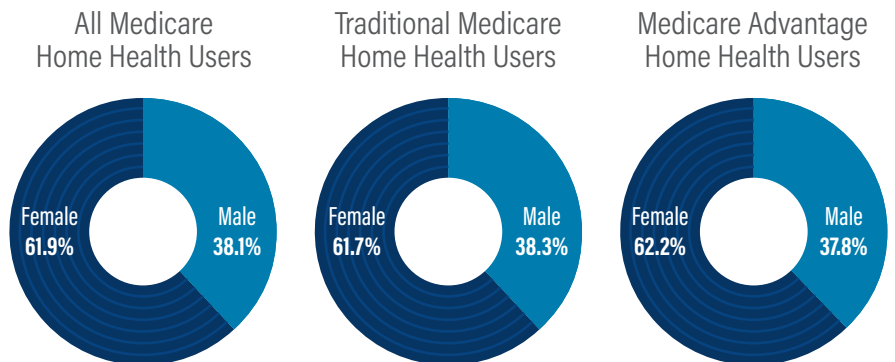
The Medicare home health benefit covers skilled nursing care and therapy services provided to patients in their own residence. The patient must be under the care of a physician-approved place of care, meet the definition of “homebound,” and be in need of skilled services on an intermittent basis. Patients often receive home health care following an acute care hospital discharge or because they require certain rehabilitation services.

Kansas’s home health population includes a diverse set of patients who rely on home health care services daily.

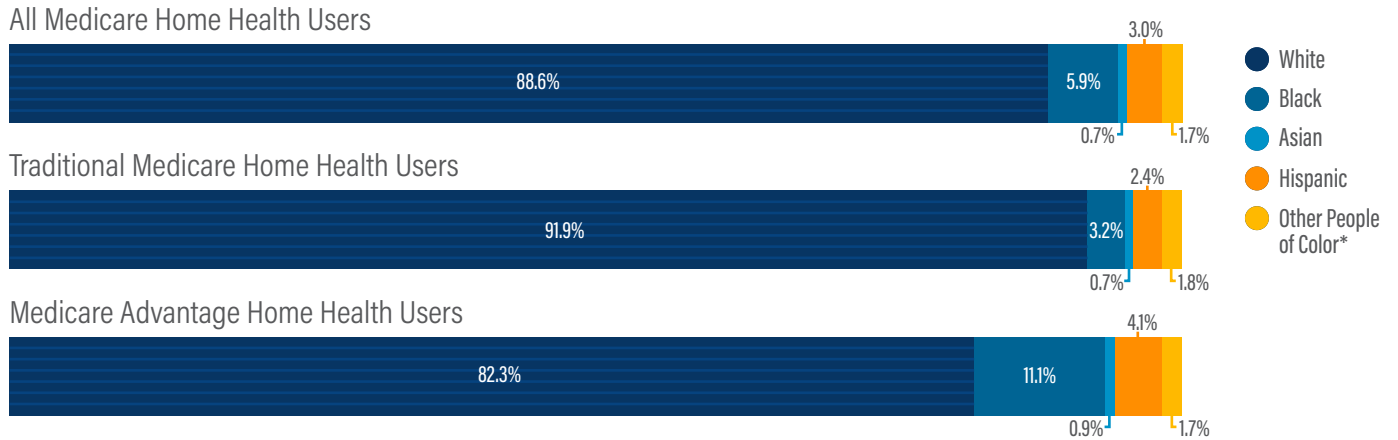
Distribution of Home Health Users in Traditional Medicare and Medicare Advantage, 2022¹



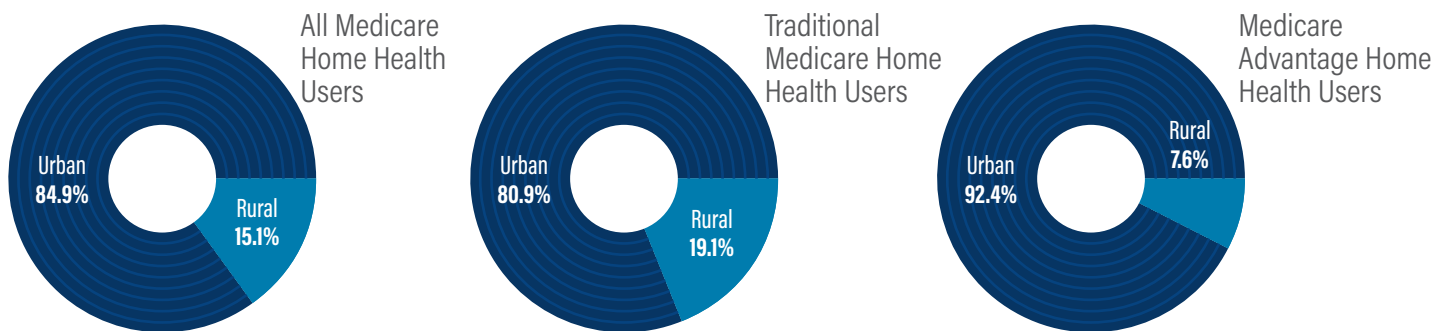
Gender Distribution of All Medicare Home Health Users, Traditional Medicare Home Health Users, and Home Health Users in Medicare Advantage, 2022¹



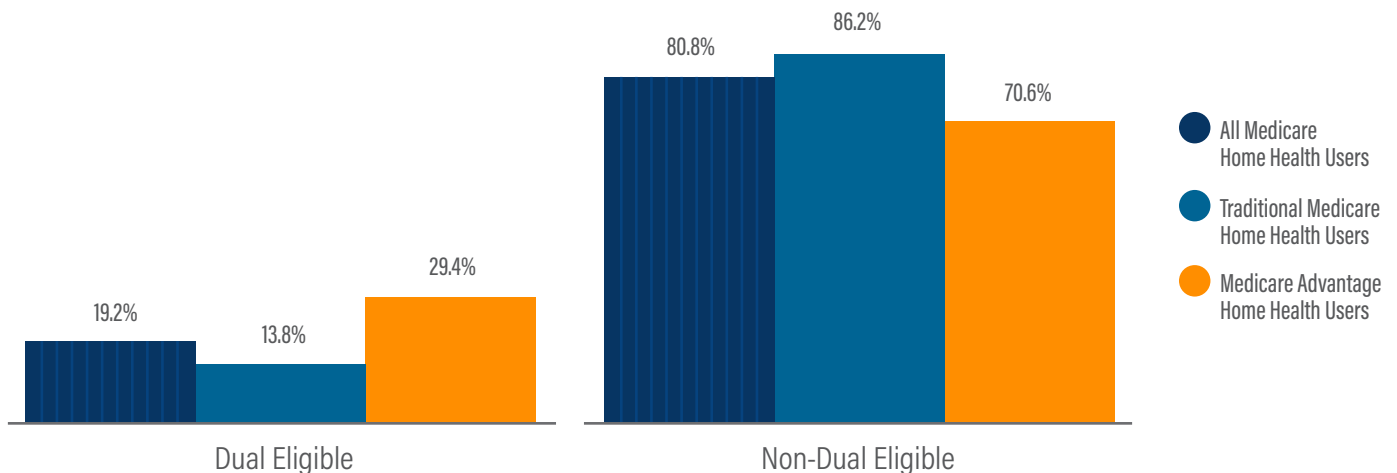
Race of All Medicare Home Health Users, Traditional Medicare Home Health Users, and Home Health Users in Medicare Advantage, 2022



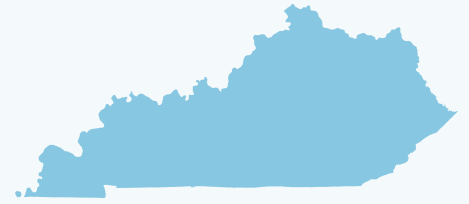
Share of Medicare Home Health Users, Traditional Medical Home Health Users, and Home Health Users in Medicare Advantage by Urban-Rural Status, 2022¹



Dual Eligibility Status of All Medicare Home Health Users, Traditional Medicare Home Health Users, and Home Health Users in Medicare Advantage, 2021



¹KNG Health analysis of the 100% Medicare Beneficiary Summary File and Home Health Outcome and Assessment Information Set (OASIS) data, 2022



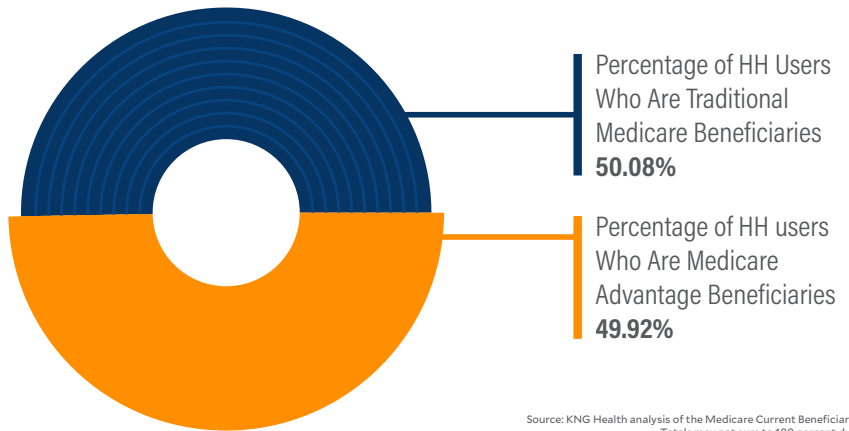
HOME HEALTH: KENTUCKY HOME HEALTH PATIENT DEMOGRAPHICS

Home health patients in Kentucky, be they enrolled in the traditional Medicare program or a Medicare Advantage plan, are a racially, socioeconomically, and geographically diverse group.

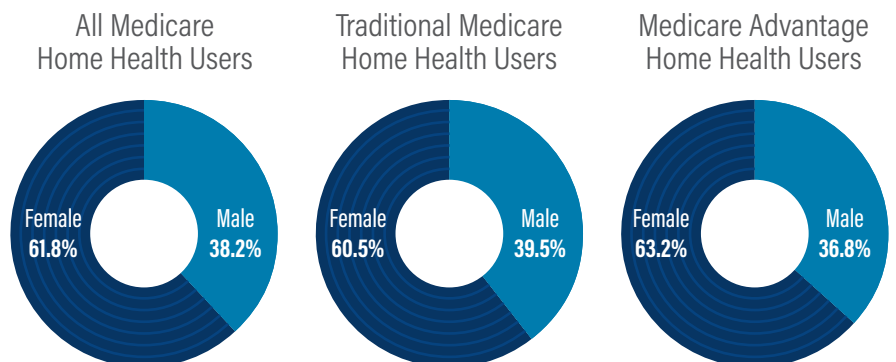
The Medicare home health benefit covers skilled nursing care and therapy services provided to patients in their own residence. The patient must be under the care of a physician-approved place of care, meet the definition of “homebound,” and be in need of skilled services on an intermittent basis. Patients often receive home health care following an acute care hospital discharge or because they require certain rehabilitation services.

Kentucky’s home health population includes a diverse set of patients who rely on home health care services daily.

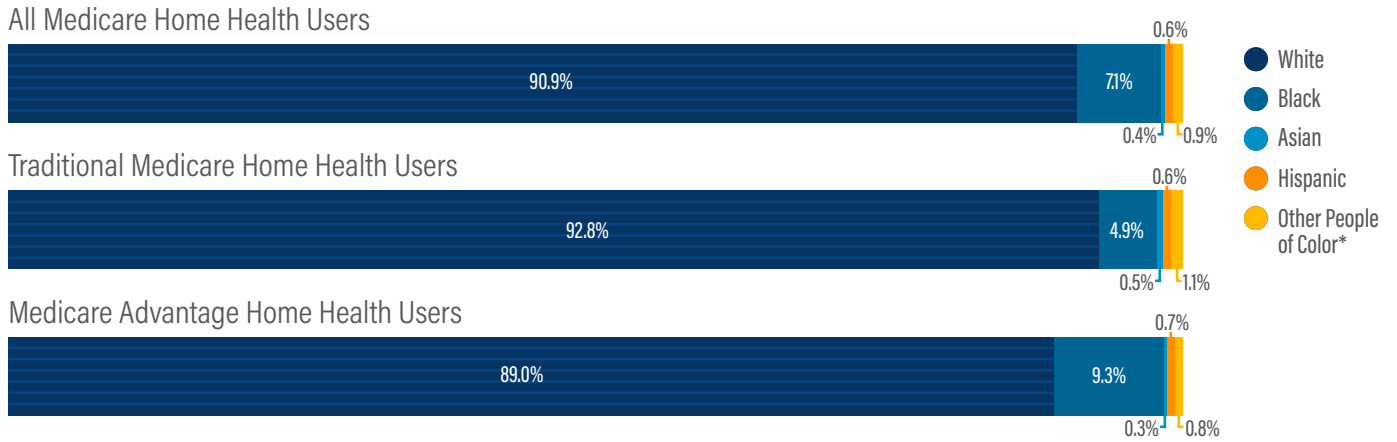
Distribution of Home Health Users in Traditional Medicare and Medicare Advantage, 2022¹



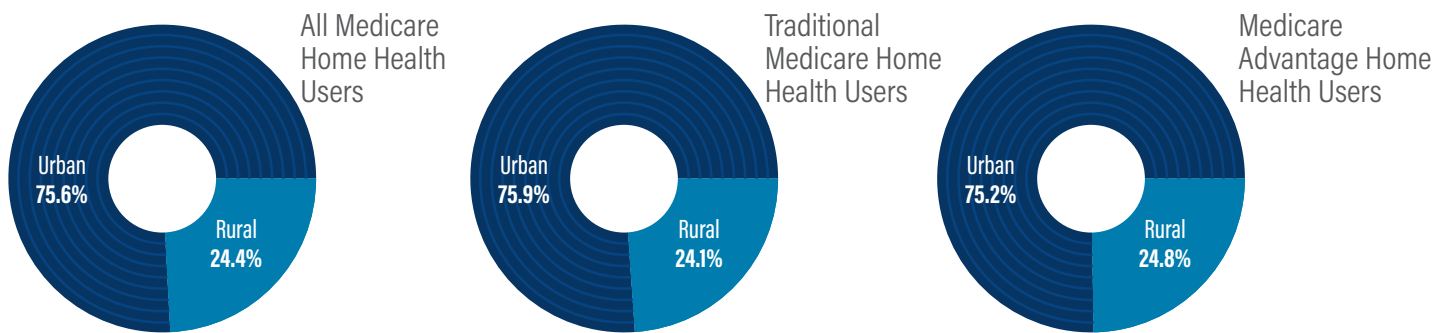
Gender Distribution of All Medicare Home Health Users, Traditional Medicare Home Health Users, and Home Health Users in Medicare Advantage, 2022¹



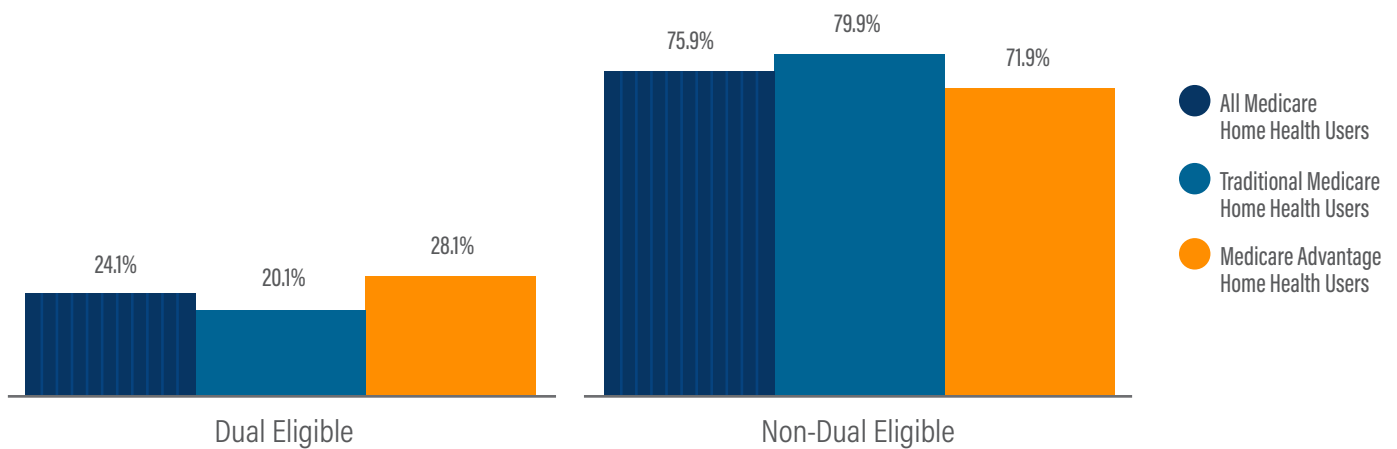
Race of All Medicare Home Health Users, Traditional Medicare Home Health Users, and Home Health Users in Medicare Advantage, 2022



Share of Medicare Home Health Users, Traditional Medicare Home Health Users, and Home Health Users in Medicare Advantage by Urban-Rural Status, 2022¹



Dual Eligibility Status of All Medicare Home Health Users, Traditional Medicare Home Health Users, and Home Health Users in Medicare Advantage, 2021



¹KNG Health analysis of the 100% Medicare Beneficiary Summary File and Home Health Outcome and Assessment Information Set (OASIS) data, 2022



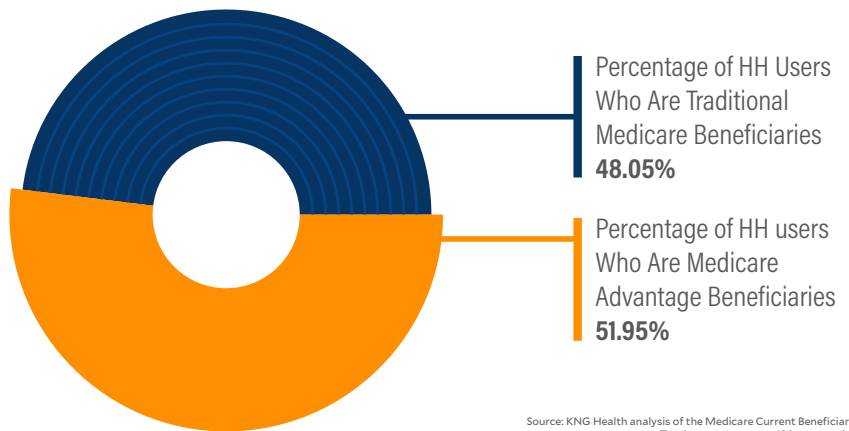
HOME HEALTH: LOUISIANA HOME HEALTH PATIENT DEMOGRAPHICS

Home health patients in Louisiana, be they enrolled in the traditional Medicare program or a Medicare Advantage plan, are a racially, socioeconomically, and geographically diverse group.

The Medicare home health benefit covers skilled nursing care and therapy services provided to patients in their own residence. The patient must be under the care of a physician-approved place of care, meet the definition of “homebound,” and be in need of skilled services on an intermittent basis. Patients often receive home health care following an acute care hospital discharge or because they require certain rehabilitation services.

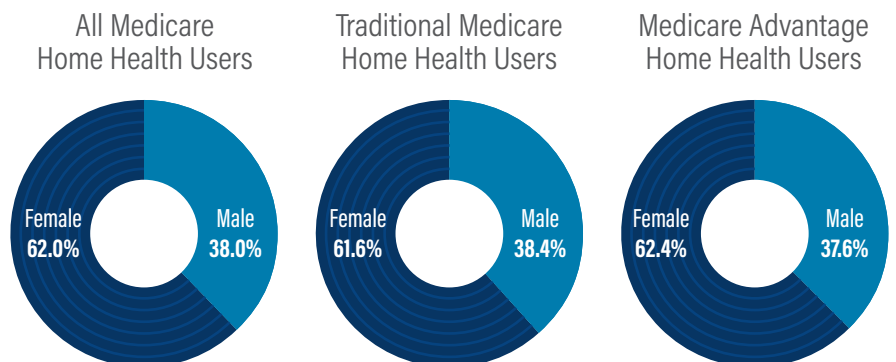
Louisiana’s home health population includes a diverse set of patients who rely on home health care services daily.

Distribution of Home Health Users in Traditional Medicare and Medicare Advantage, 2022¹

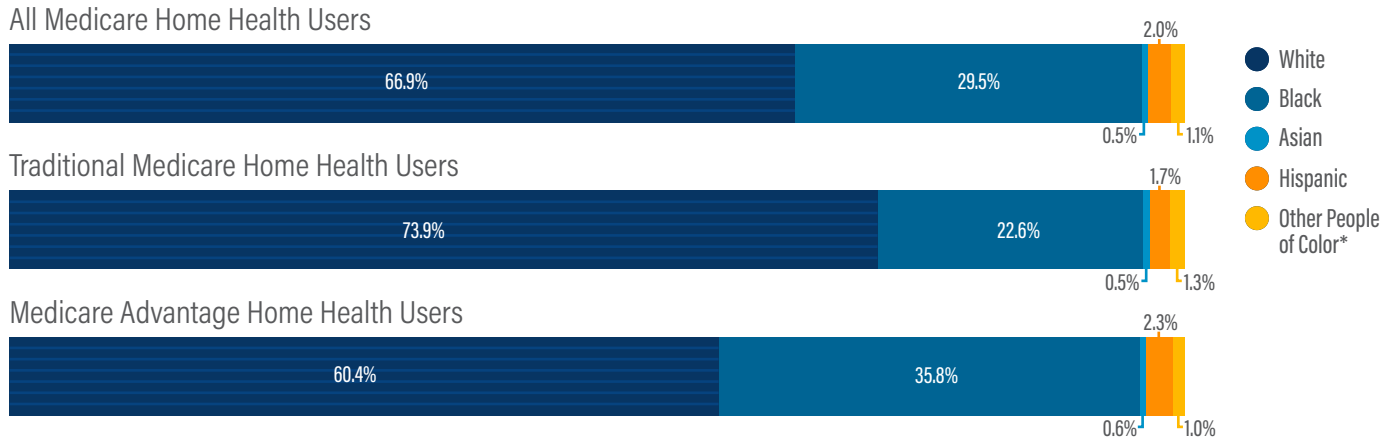


Source: KNG Health analysis of the Medicare Current Beneficiary Survey, 2021. Totals may not sum to 100 percent due to rounding.

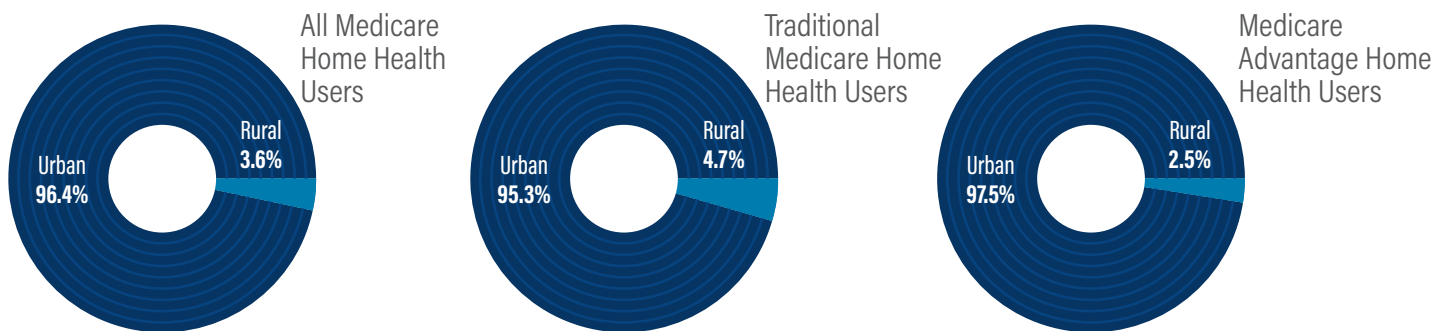
Gender Distribution of All Medicare Home Health Users, Traditional Medicare Home Health Users, and Home Health Users in Medicare Advantage, 2022¹



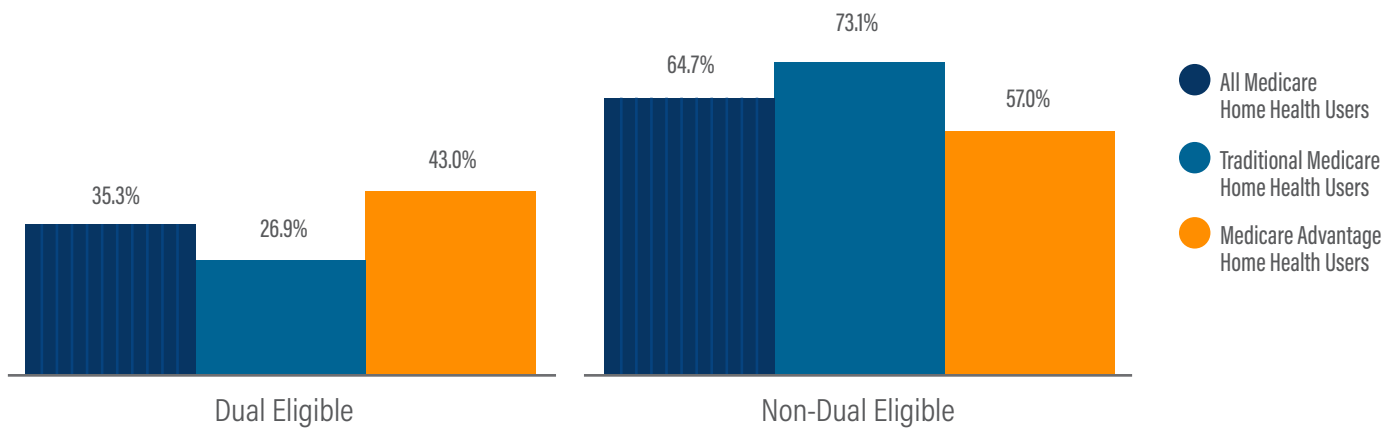
Race of All Medicare Home Health Users, Traditional Medicare Home Health Users, and Home Health Users in Medicare Advantage, 2022



Share of Medicare Home Health Users, Traditional Medical Home Health Users, and Home Health Users in Medicare Advantage by Urban-Rural Status, 2022¹



Dual Eligibility Status of All Medicare Home Health Users, Traditional Medicare Home Health Users, and Home Health Users in Medicare Advantage, 2021



¹KNG Health analysis of the 100% Medicare Beneficiary Summary File and Home Health Outcome and Assessment Information Set (OASIS) data, 2022



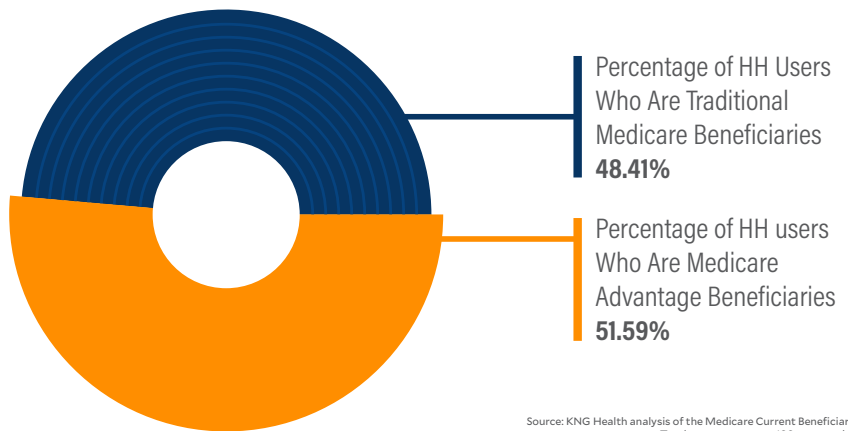
HOME HEALTH: MAINE HOME HEALTH PATIENT DEMOGRAPHICS

Home health patients in Maine, be they enrolled in the traditional Medicare program or a Medicare Advantage plan, are a racially, socioeconomically, and geographically diverse group.

The Medicare home health benefit covers skilled nursing care and therapy services provided to patients in their own residence. The patient must be under the care of a physician-approved place of care, meet the definition of “homebound,” and be in need of skilled services on an intermittent basis. Patients often receive home health care following an acute care hospital discharge or because they require certain rehabilitation services.

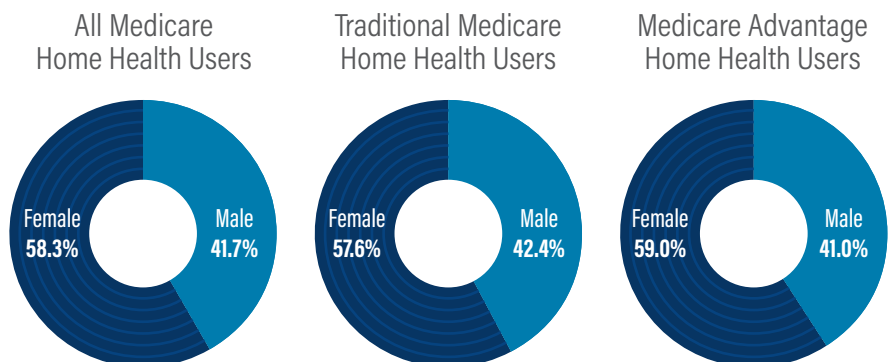
Maine’s home health population includes a diverse set of patients who rely on home health care services daily.

Distribution of Home Health Users in Traditional Medicare and Medicare Advantage, 2022¹

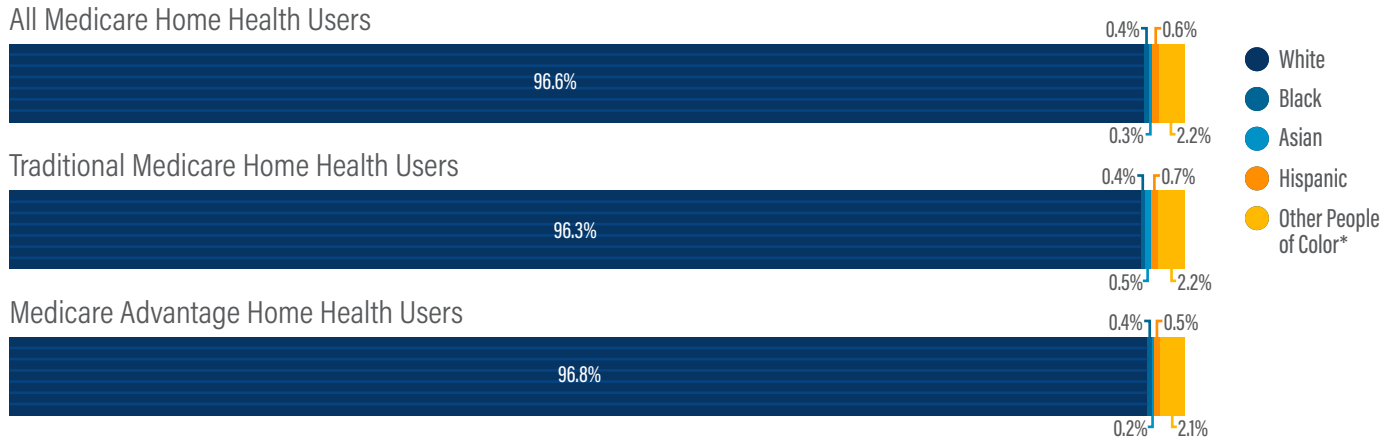


Source: KNG Health analysis of the Medicare Current Beneficiary Survey, 2021. Totals may not sum to 100 percent due to rounding.

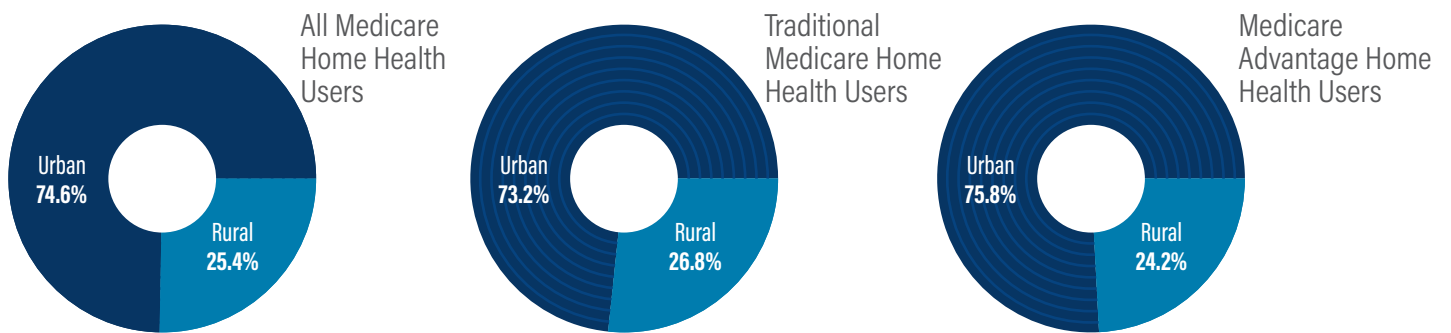
Gender Distribution of All Medicare Home Health Users, Traditional Medicare Home Health Users, and Home Health Users in Medicare Advantage, 2022¹



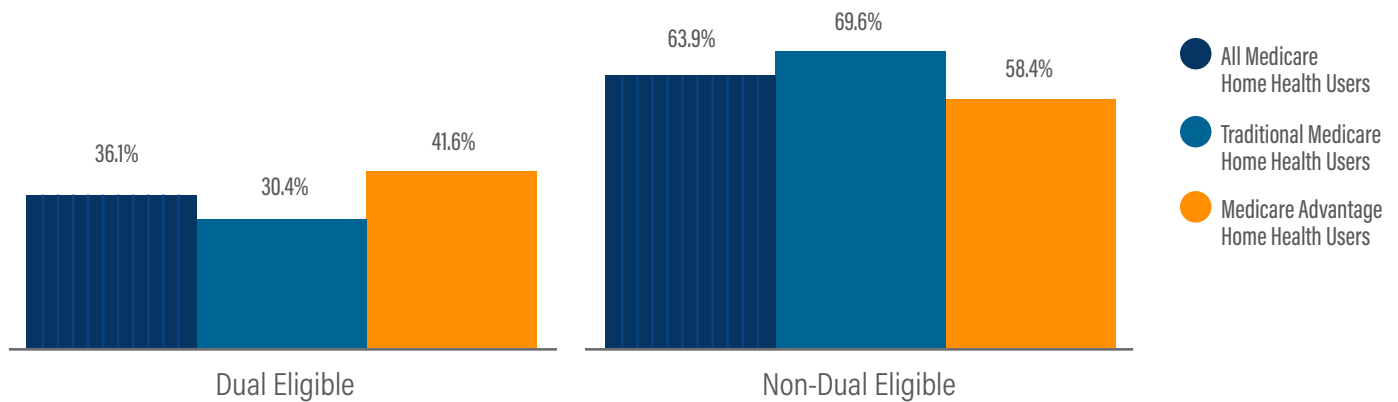
Race of All Medicare Home Health Users, Traditional Medicare Home Health Users, and Home Health Users in Medicare Advantage, 2022



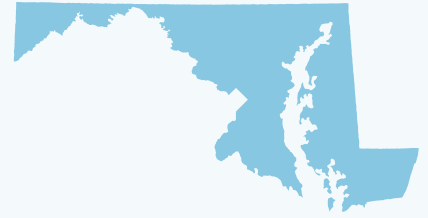
Share of Medicare Home Health Users, Traditional Medical Home Health Users, and Home Health Users in Medicare Advantage by Urban-Rural Status, 2022¹



Dual Eligibility Status of All Medicare Home Health Users, Traditional Medicare Home Health Users, and Home Health Users in Medicare Advantage, 2021



¹KNG Health analysis of the 100% Medicare Beneficiary Summary File and Home Health Outcome and Assessment Information Set (OASIS) data, 2022



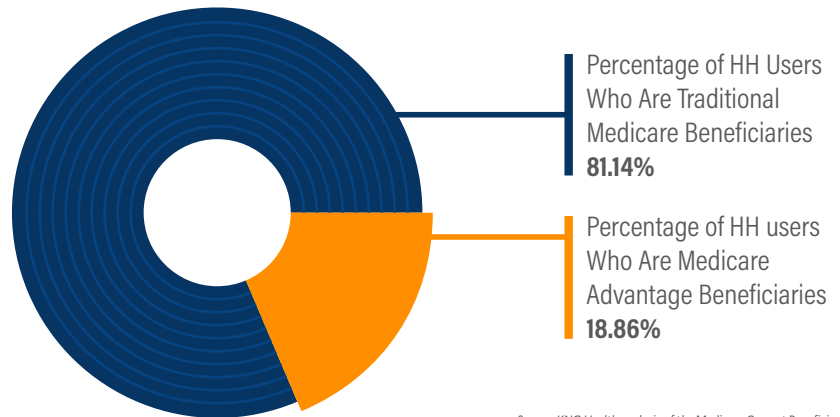
HOME HEALTH: MARYLAND HOME HEALTH PATIENT DEMOGRAPHICS

Home health patients in Maryland, be they enrolled in the traditional Medicare program or a Medicare Advantage plan, are a racially, socioeconomically, and geographically diverse group.

The Medicare home health benefit covers skilled nursing care and therapy services provided to patients in their own residence. The patient must be under the care of a physician-approved place of care, meet the definition of “homebound,” and be in need of skilled services on an intermittent basis. Patients often receive home health care following an acute care hospital discharge or because they require certain rehabilitation services.

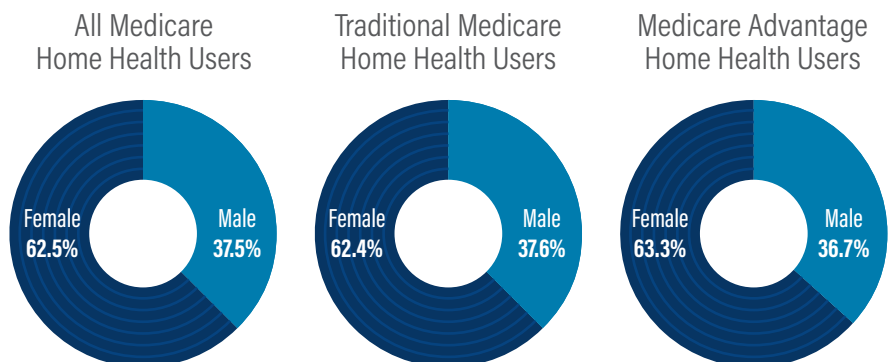
Maryland’s home health population includes a diverse set of patients who rely on home health care services daily.

Distribution of Home Health Users in Traditional Medicare and Medicare Advantage, 2022¹

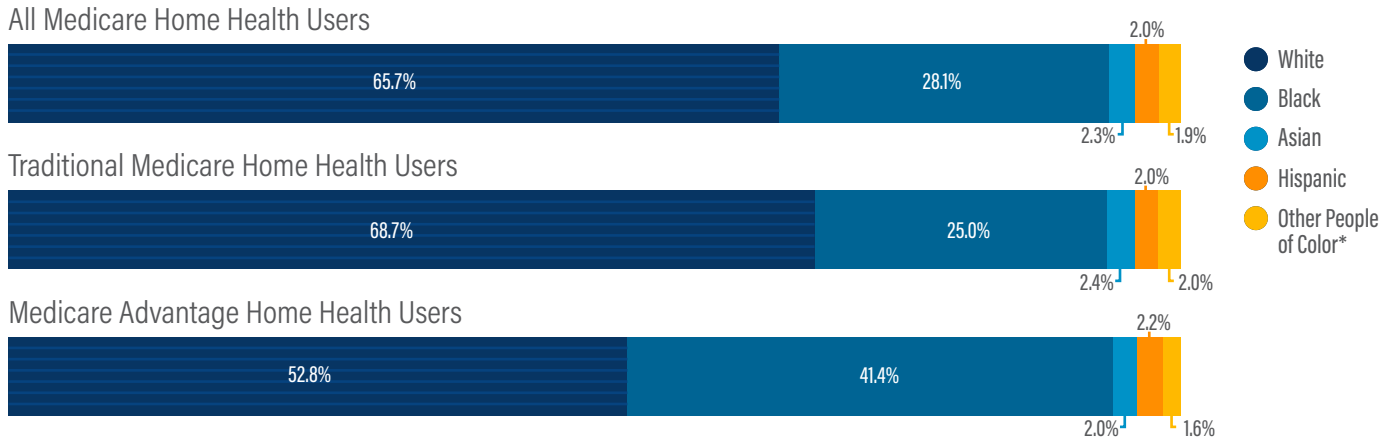


Source: KNG Health analysis of the Medicare Current Beneficiary Survey, 2021. Totals may not sum to 100 percent due to rounding.

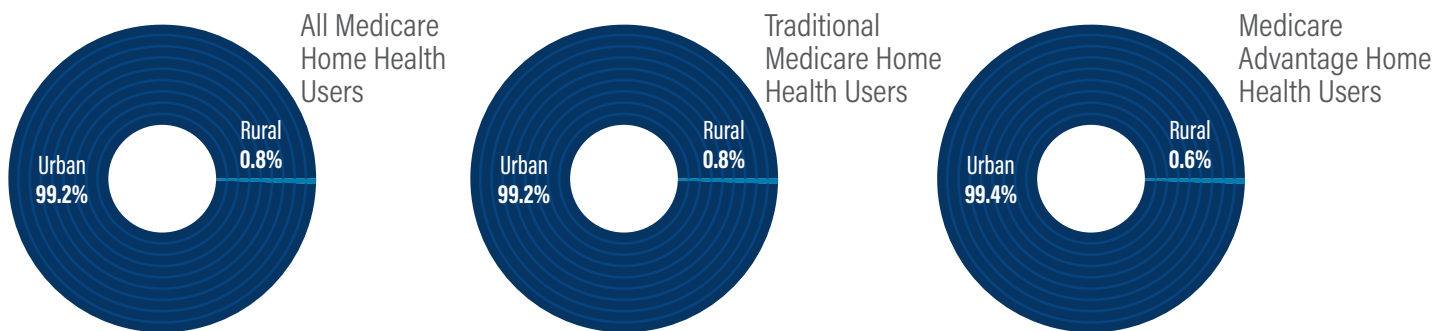
Gender Distribution of All Medicare Home Health Users, Traditional Medicare Home Health Users, and Home Health Users in Medicare Advantage, 2022¹



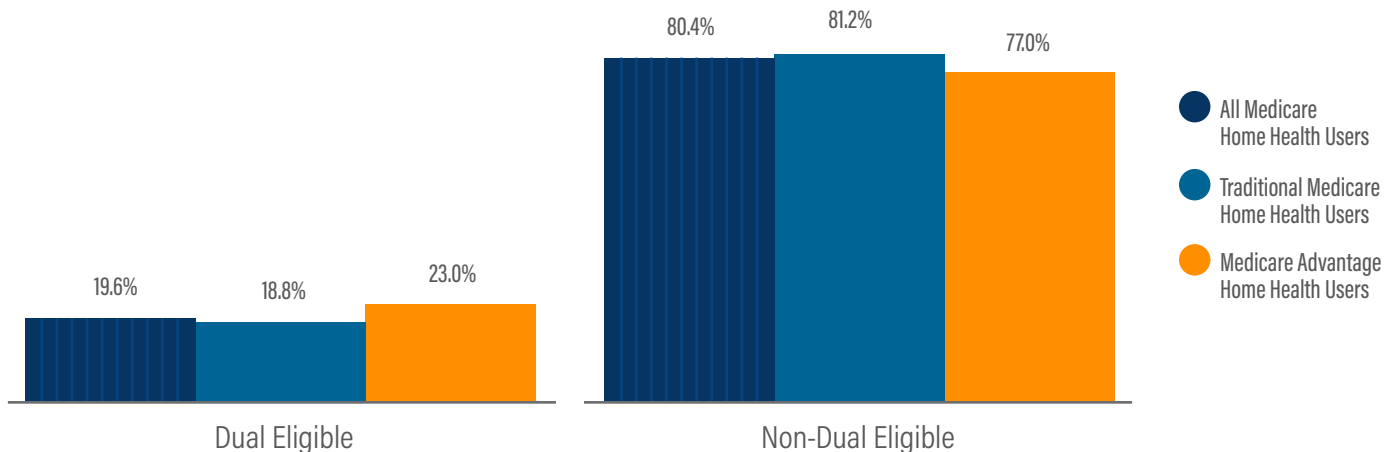
Race of All Medicare Home Health Users, Traditional Medicare Home Health Users, and Home Health Users in Medicare Advantage, 2022



Share of Medicare Home Health Users, Traditional Medical Home Health Users, and Home Health Users in Medicare Advantage by Urban-Rural Status, 2022¹



Dual Eligibility Status of All Medicare Home Health Users, Traditional Medicare Home Health Users, and Home Health Users in Medicare Advantage, 2021



¹KNG Health analysis of the 100% Medicare Beneficiary Summary File and Home Health Outcome and Assessment Information Set (OASIS) data, 2022



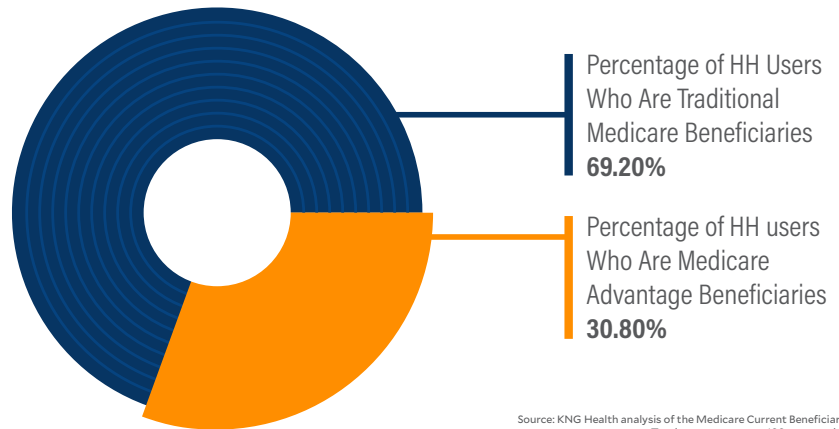
HOME HEALTH: MASSACHUSETTS HOME HEALTH PATIENT DEMOGRAPHICS

■ Home health patients in Massachusetts, be they enrolled in the traditional Medicare program or a Medicare Advantage plan, are a racially, socioeconomically, and geographically diverse group.

The Medicare home health benefit covers skilled nursing care and therapy services provided to patients in their own residence. The patient must be under the care of a physician-approved place of care, meet the definition of “homebound,” and be in need of skilled services on an intermittent basis. Patients often receive home health care following an acute care hospital discharge or because they require certain rehabilitation services.

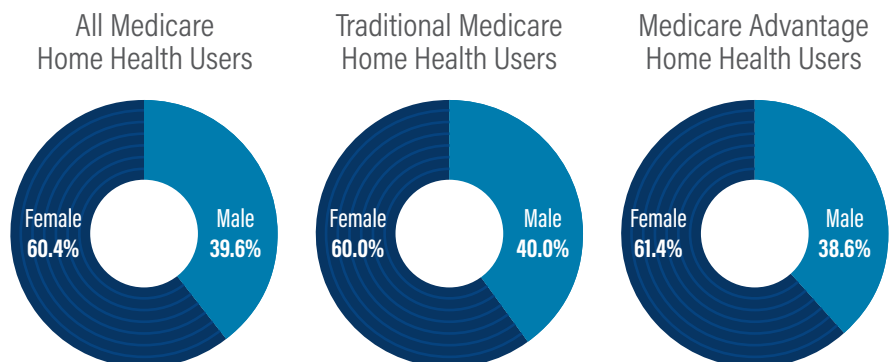
Massachusetts’s home health population includes a diverse set of patients who rely on home health care services daily.

Distribution of Home Health Users in Traditional Medicare and Medicare Advantage, 2022¹

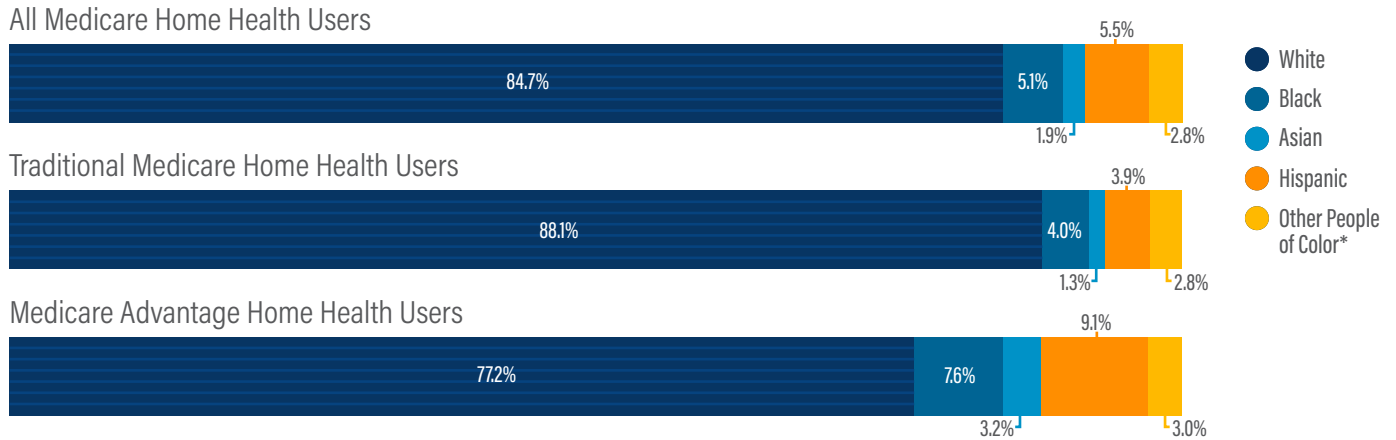


Source: KNG Health analysis of the Medicare Current Beneficiary Survey, 2021. Totals may not sum to 100 percent due to rounding.

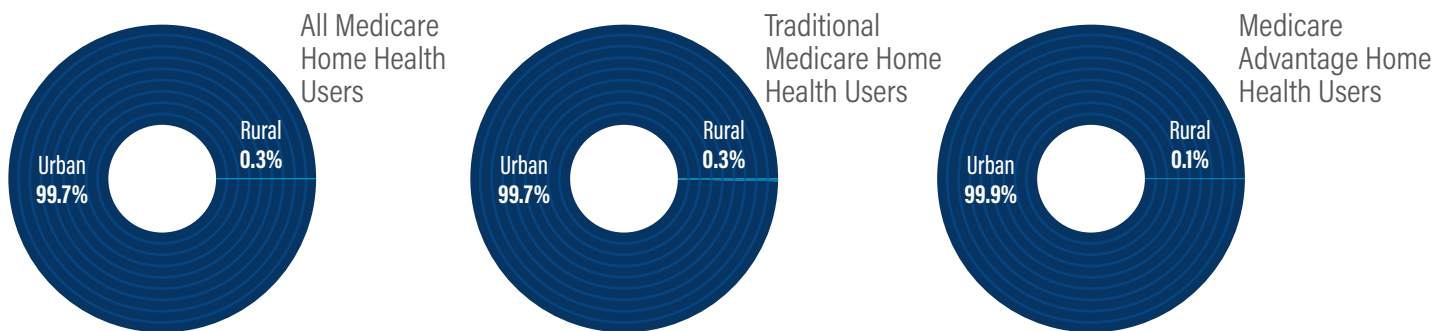
Gender Distribution of All Medicare Home Health Users, Traditional Medicare Home Health Users, and Home Health Users in Medicare Advantage, 2022¹



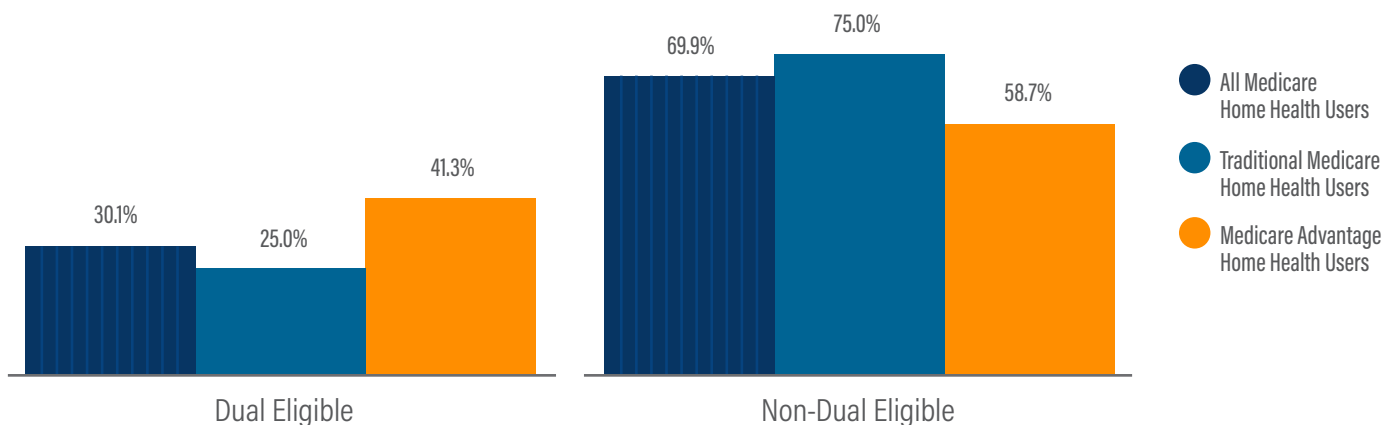
Race of All Medicare Home Health Users, Traditional Medicare Home Health Users, and Home Health Users in Medicare Advantage, 2022



Share of Medicare Home Health Users, Traditional Medical Home Health Users, and Home Health Users in Medicare Advantage by Urban-Rural Status, 2022¹



Dual Eligibility Status of All Medicare Home Health Users, Traditional Medicare Home Health Users, and Home Health Users in Medicare Advantage, 2021



¹KNG Health analysis of the 100% Medicare Beneficiary Summary File and Home Health Outcome and Assessment Information Set (OASIS) data, 2022



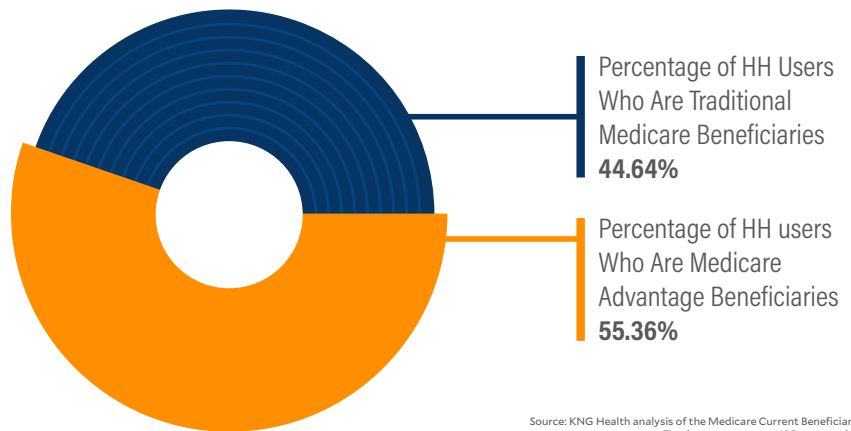
HOME HEALTH: MICHIGAN HOME HEALTH PATIENT DEMOGRAPHICS

Home health patients in Michigan, be they enrolled in the traditional Medicare program or a Medicare Advantage plan, are a racially, socioeconomically, and geographically diverse group.

The Medicare home health benefit covers skilled nursing care and therapy services provided to patients in their own residence. The patient must be under the care of a physician-approved place of care, meet the definition of “homebound,” and be in need of skilled services on an intermittent basis. Patients often receive home health care following an acute care hospital discharge or because they require certain rehabilitation services.

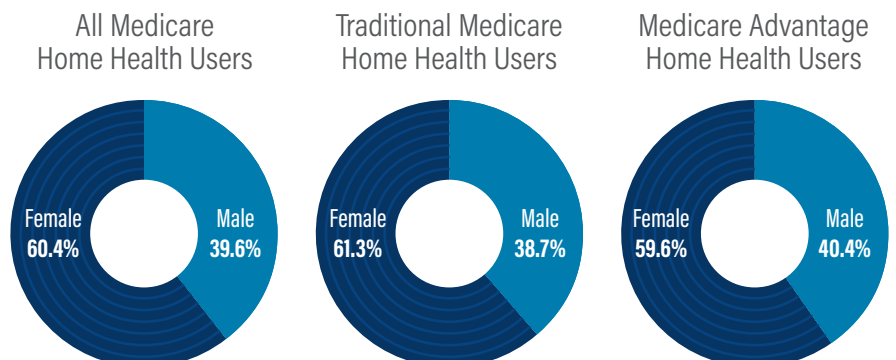
Michigan’s home health population includes a diverse set of patients who rely on home health care services daily.

Distribution of Home Health Users in Traditional Medicare and Medicare Advantage, 2022¹




Source: KNG Health analysis of the Medicare Current Beneficiary Survey, 2021. Totals may not sum to 100 percent due to rounding.

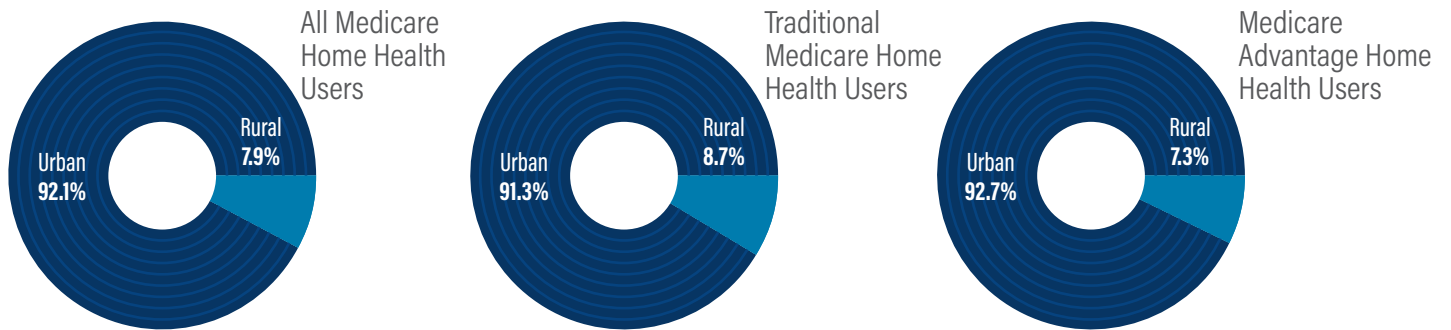
Gender Distribution of All Medicare Home Health Users, Traditional Medicare Home Health Users, and Home Health Users in Medicare Advantage, 2022¹



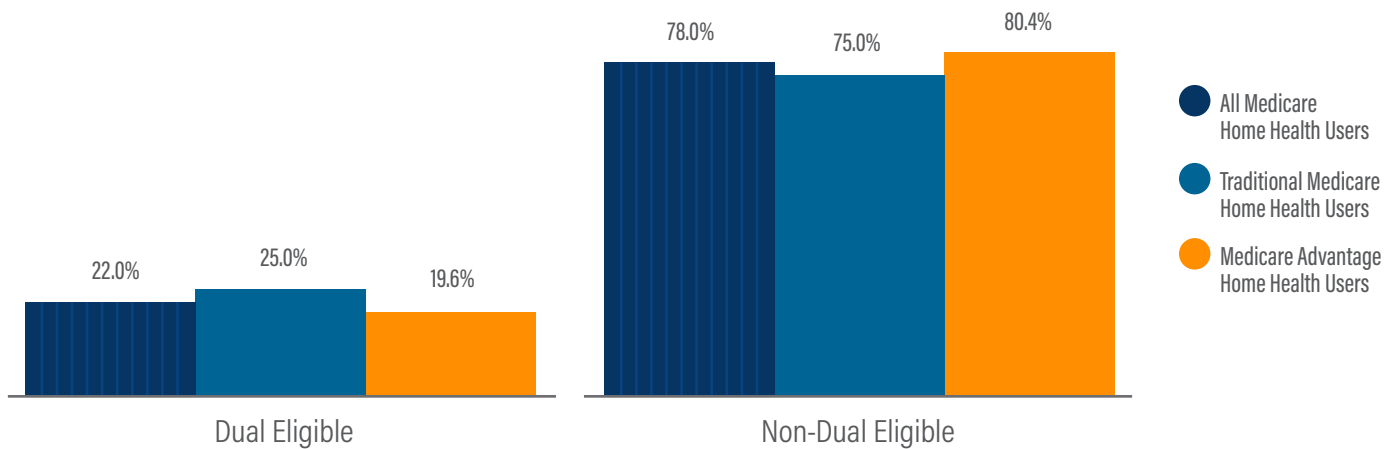
Race of All Medicare Home Health Users, Traditional Medicare Home Health Users, and Home Health Users in Medicare Advantage, 2022



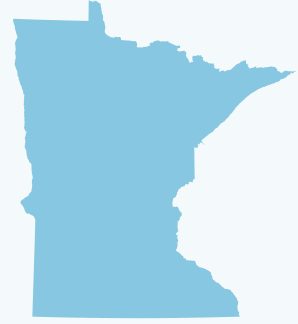
Share of Medicare Home Health Users, Traditional Medical Home Health Users, and Home Health Users in Medicare Advantage by Urban-Rural Status, 2022¹



Dual Eligibility Status of All Medicare Home Health Users, Traditional Medicare Home Health Users, and Home Health Users in Medicare Advantage, 2021



¹KNG Health analysis of the 100% Medicare Beneficiary Summary File and Home Health Outcome and Assessment Information Set (OASIS) data, 2022



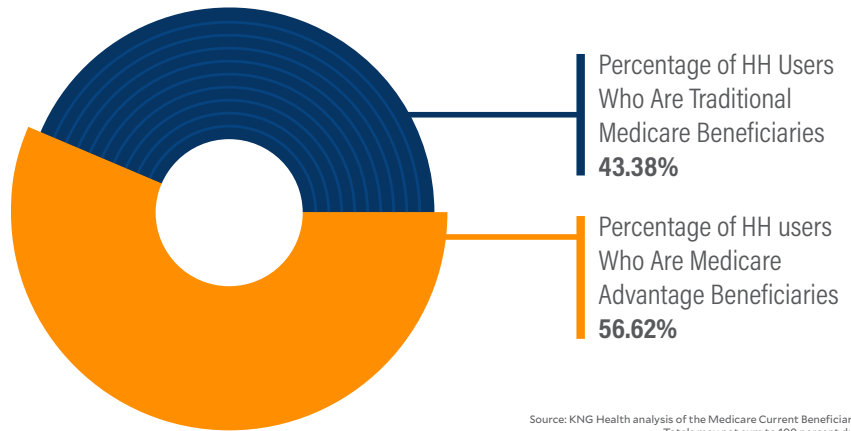
HOME HEALTH: MINNESOTA HOME HEALTH PATIENT DEMOGRAPHICS

Home health patients in Minnesota, be they enrolled in the traditional Medicare program or a Medicare Advantage plan, are a racially, socioeconomically, and geographically diverse group.

The Medicare home health benefit covers skilled nursing care and therapy services provided to patients in their own residence. The patient must be under the care of a physician-approved place of care, meet the definition of “homebound,” and be in need of skilled services on an intermittent basis. Patients often receive home health care following an acute care hospital discharge or because they require certain rehabilitation services.

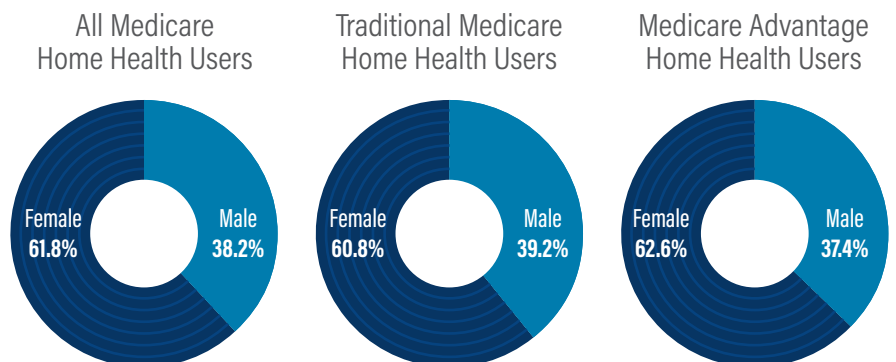
Minnesota’s home health population includes a diverse set of patients who rely on home health care services daily.

Distribution of Home Health Users in Traditional Medicare and Medicare Advantage, 2022¹



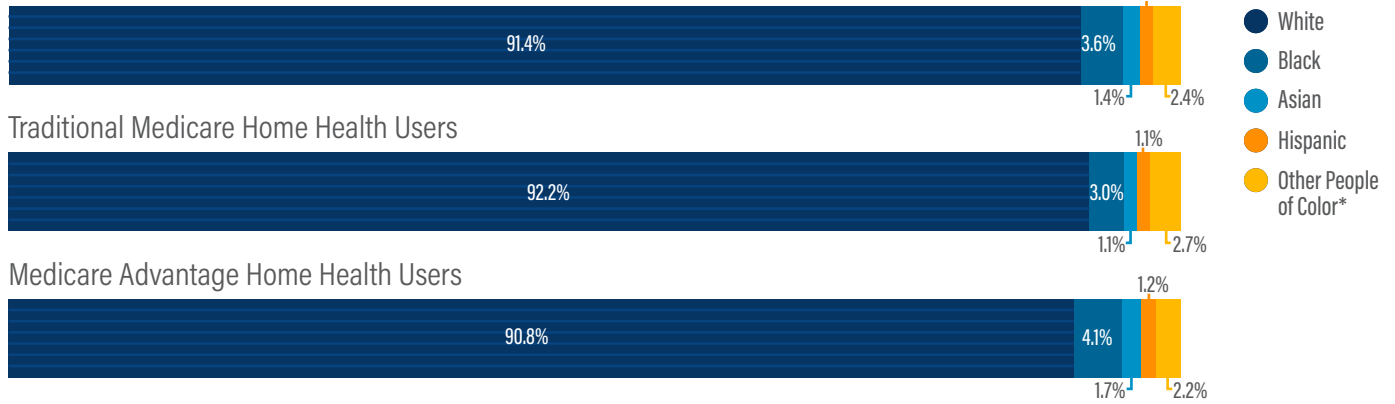
Source: KNG Health analysis of the Medicare Current Beneficiary Survey, 2021. Totals may not sum to 100 percent due to rounding.

Gender Distribution of All Medicare Home Health Users, Traditional Medicare Home Health Users, and Home Health Users in Medicare Advantage, 2022¹

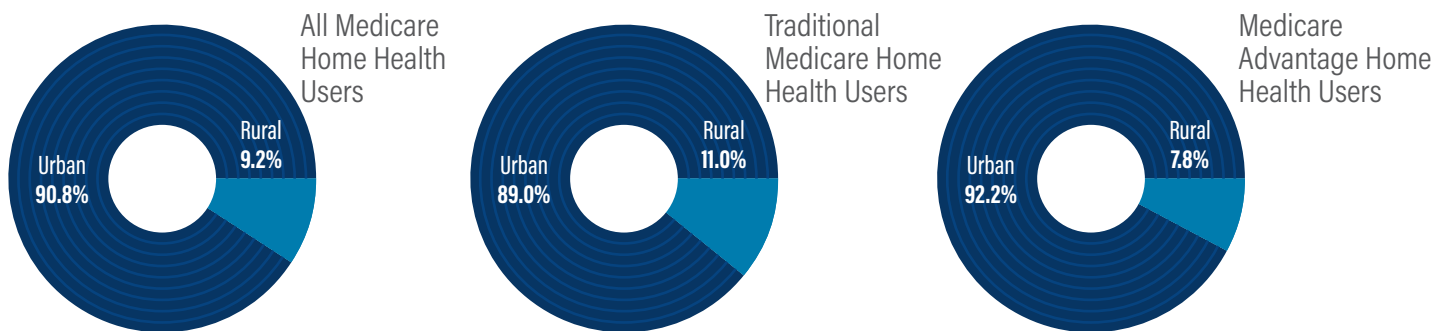


Race of All Medicare Home Health Users, Traditional Medicare Home Health Users, and Home Health Users in Medicare Advantage, 2022

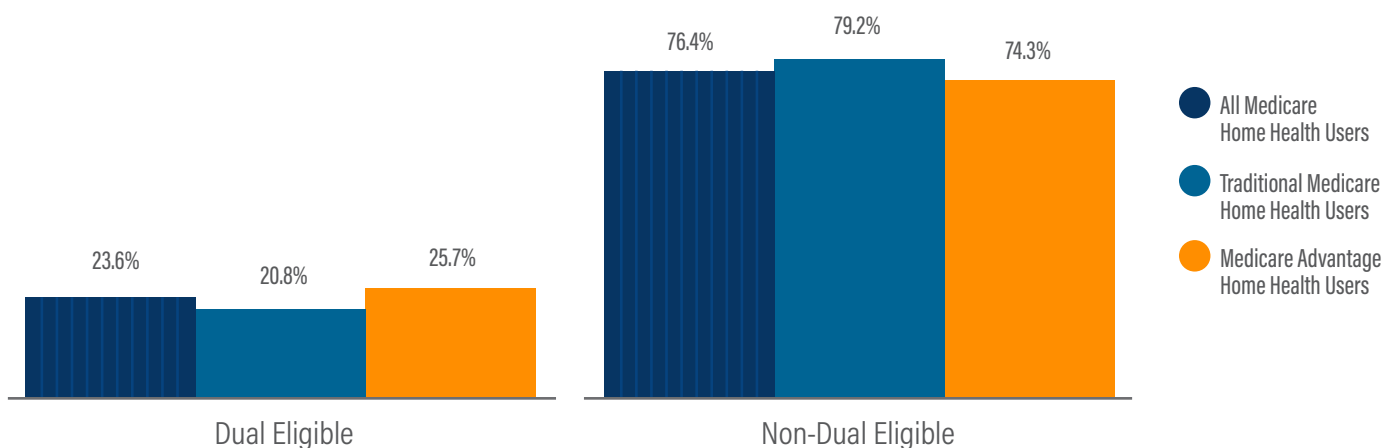
All Medicare Home Health Users



Share of Medicare Home Health Users, Traditional Medical Home Health Users, and Home Health Users in Medicare Advantage by Urban-Rural Status, 2022¹



Dual Eligibility Status of All Medicare Home Health Users, Traditional Medicare Home Health Users, and Home Health Users in Medicare Advantage, 2021



¹KNG Health analysis of the 100% Medicare Beneficiary Summary File and Home Health Outcome and Assessment Information Set (OASIS) data, 2022



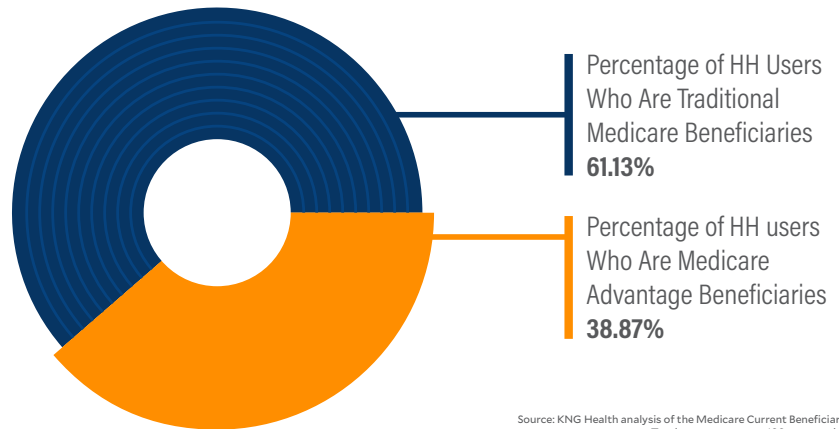
HOME HEALTH: MISSISSIPPI HOME HEALTH PATIENT DEMOGRAPHICS

Home health patients in Mississippi, be they enrolled in the traditional Medicare program or a Medicare Advantage plan, are a racially, socioeconomically, and geographically diverse group.

The Medicare home health benefit covers skilled nursing care and therapy services provided to patients in their own residence. The patient must be under the care of a physician-approved place of care, meet the definition of “homebound,” and be in need of skilled services on an intermittent basis. Patients often receive home health care following an acute care hospital discharge or because they require certain rehabilitation services.

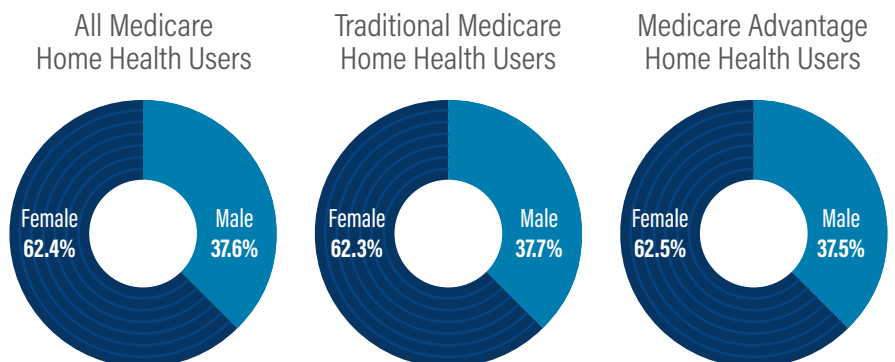
Mississippi’s home health population includes a diverse set of patients who rely on home health care services daily.

Distribution of Home Health Users in Traditional Medicare and Medicare Advantage, 2022¹

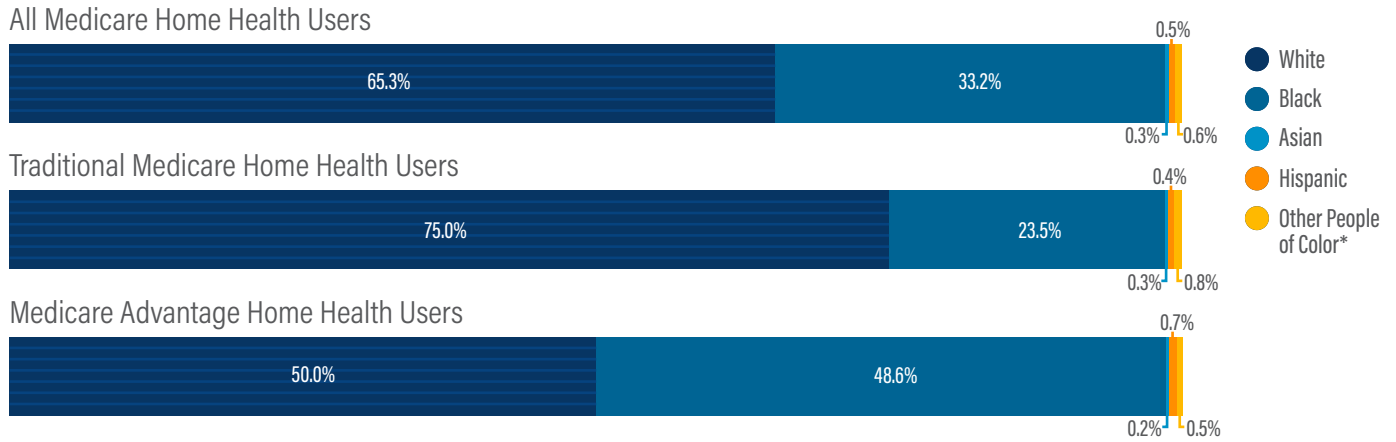


Source: KNG Health analysis of the Medicare Current Beneficiary Survey, 2021. Totals may not sum to 100 percent due to rounding.

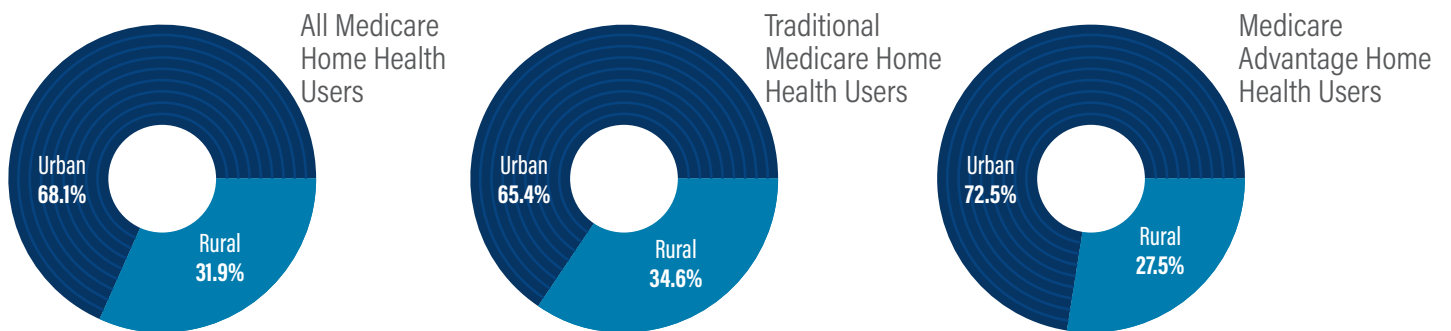
Gender Distribution of All Medicare Home Health Users, Traditional Medicare Home Health Users, and Home Health Users in Medicare Advantage, 2022¹



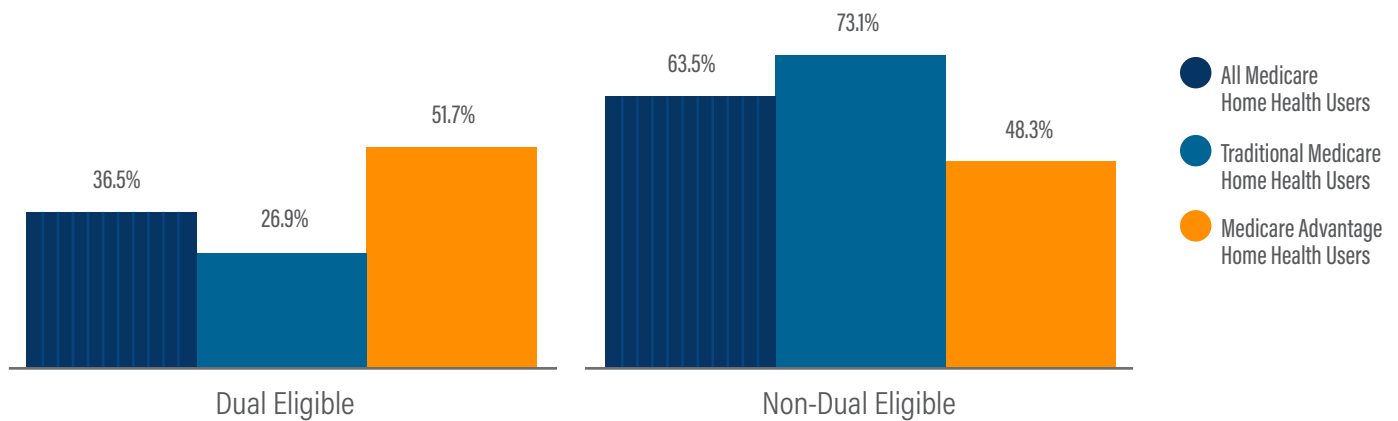
Race of All Medicare Home Health Users, Traditional Medicare Home Health Users, and Home Health Users in Medicare Advantage, 2022



Share of Medicare Home Health Users, Traditional Medical Home Health Users, and Home Health Users in Medicare Advantage by Urban-Rural Status, 2022¹



Dual Eligibility Status of All Medicare Home Health Users, Traditional Medicare Home Health Users, and Home Health Users in Medicare Advantage, 2021



¹KNG Health analysis of the 100% Medicare Beneficiary Summary File and Home Health Outcome and Assessment Information Set (OASIS) data, 2022



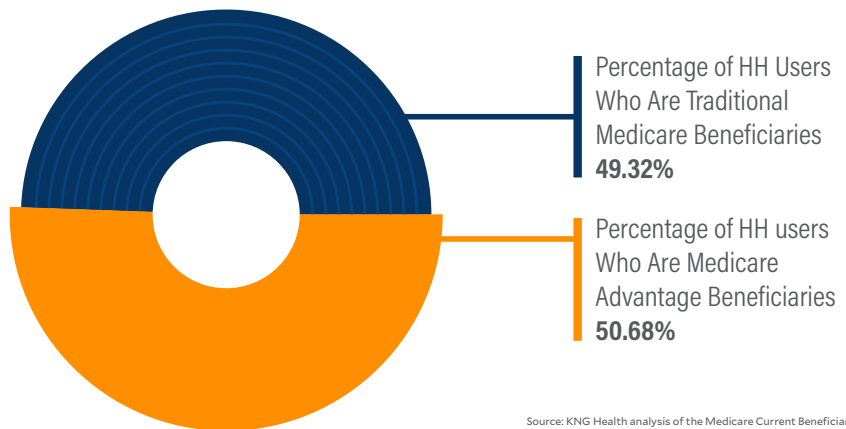
HOME HEALTH: MISSOURI HOME HEALTH PATIENT DEMOGRAPHICS

Home health patients in Missouri, be they enrolled in the traditional Medicare program or a Medicare Advantage plan, are a racially, socioeconomically, and geographically diverse group.

The Medicare home health benefit covers skilled nursing care and therapy services provided to patients in their own residence. The patient must be under the care of a physician-approved place of care, meet the definition of “homebound,” and be in need of skilled services on an intermittent basis. Patients often receive home health care following an acute care hospital discharge or because they require certain rehabilitation services.

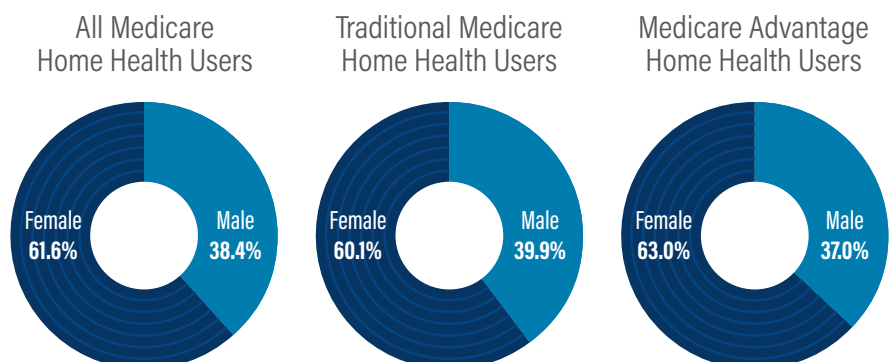
Missouri’s home health population includes a diverse set of patients who rely on home health care services daily.

Distribution of Home Health Users in Traditional Medicare and Medicare Advantage, 2022¹

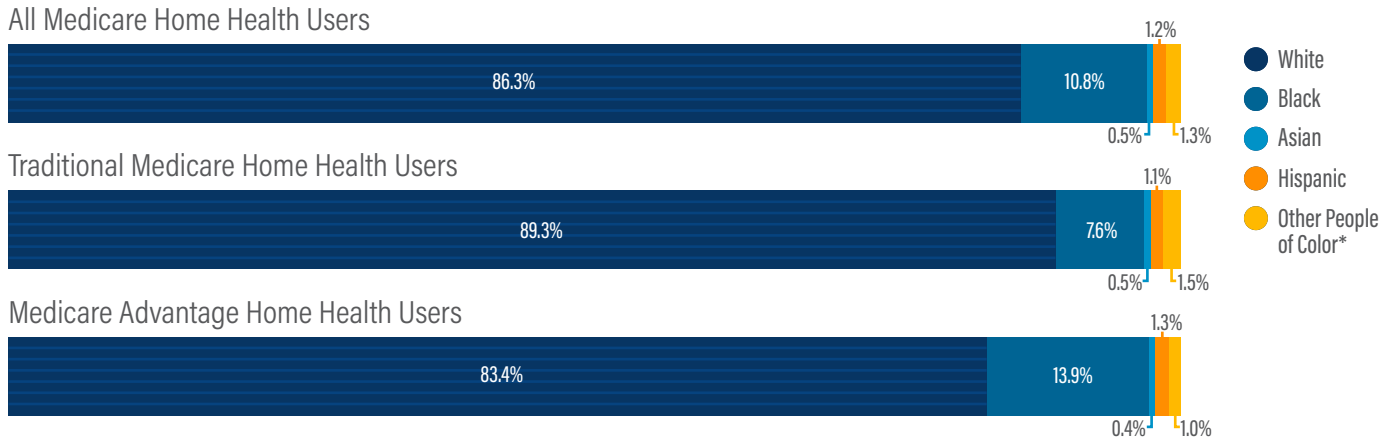


Source: KNG Health analysis of the Medicare Current Beneficiary Survey, 2021. Totals may not sum to 100 percent due to rounding.

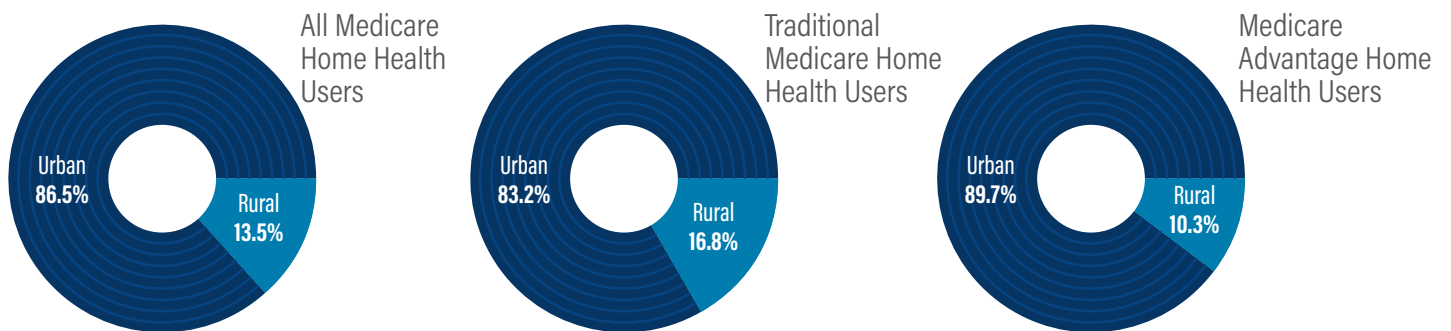
Gender Distribution of All Medicare Home Health Users, Traditional Medicare Home Health Users, and Home Health Users in Medicare Advantage, 2022¹



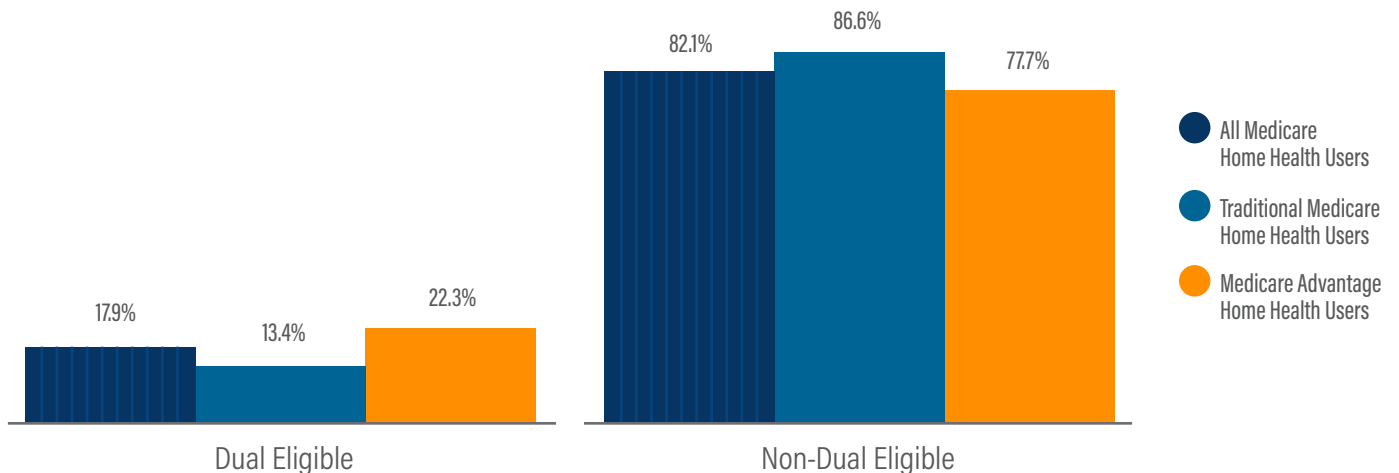
Race of All Medicare Home Health Users, Traditional Medicare Home Health Users, and Home Health Users in Medicare Advantage, 2022



Share of Medicare Home Health Users, Traditional Medical Home Health Users, and Home Health Users in Medicare Advantage by Urban-Rural Status, 2022¹



Dual Eligibility Status of All Medicare Home Health Users, Traditional Medicare Home Health Users, and Home Health Users in Medicare Advantage, 2021



¹KNG Health analysis of the 100% Medicare Beneficiary Summary File and Home Health Outcome and Assessment Information Set (OASIS) data, 2022



HOME HEALTH: MONTANA

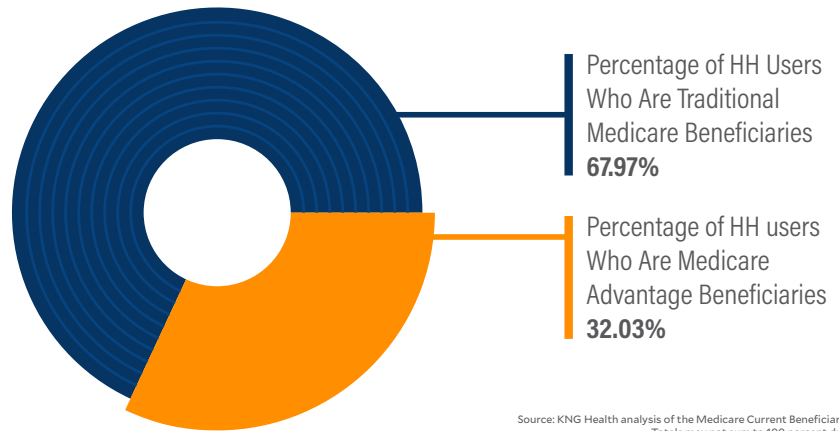
HOME HEALTH PATIENT DEMOGRAPHICS

Home health patients in Montana, be they enrolled in the traditional Medicare program or a Medicare Advantage plan, are a racially, socioeconomically, and geographically diverse group.

The Medicare home health benefit covers skilled nursing care and therapy services provided to patients in their own residence. The patient must be under the care of a physician-approved place of care, meet the definition of “homebound,” and be in need of skilled services on an intermittent basis. Patients often receive home health care following an acute care hospital discharge or because they require certain rehabilitation services.

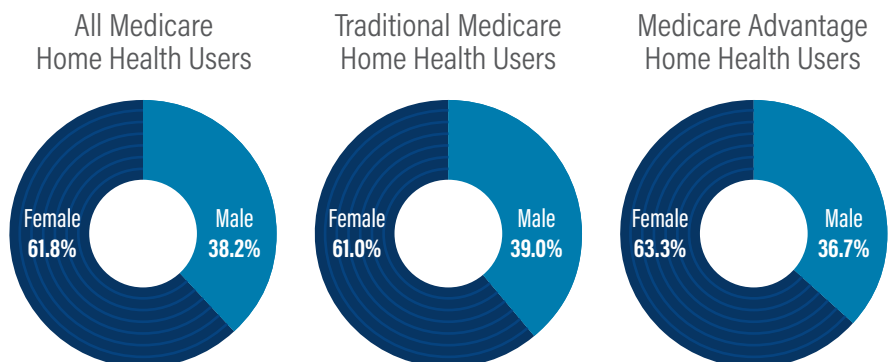
Montana’s home health population includes a diverse set of patients who rely on home health care services daily.

Distribution of Home Health Users in Traditional Medicare and Medicare Advantage, 2022¹

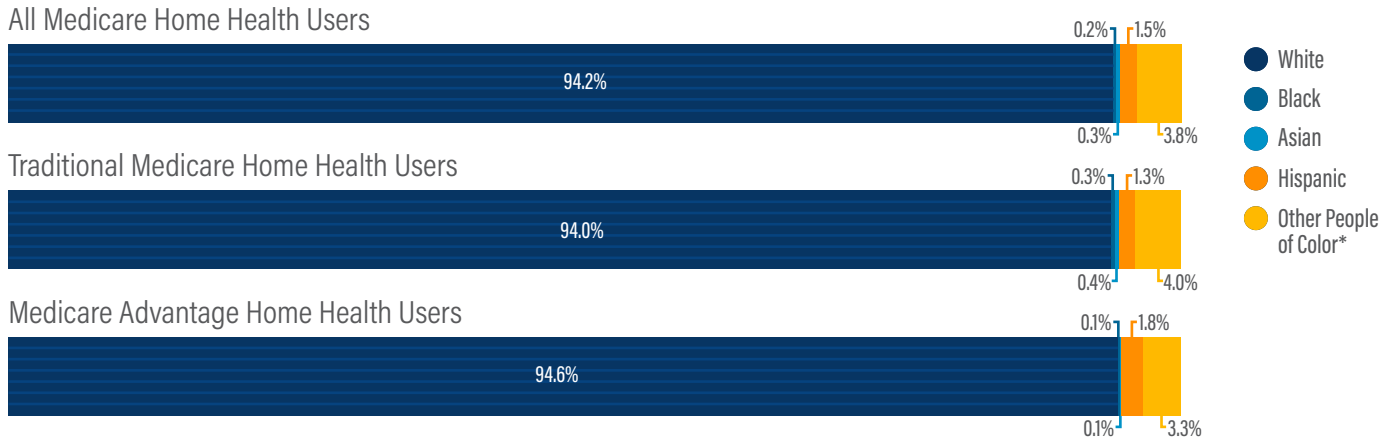


Source: KNG Health analysis of the Medicare Current Beneficiary Survey, 2021. Totals may not sum to 100 percent due to rounding.

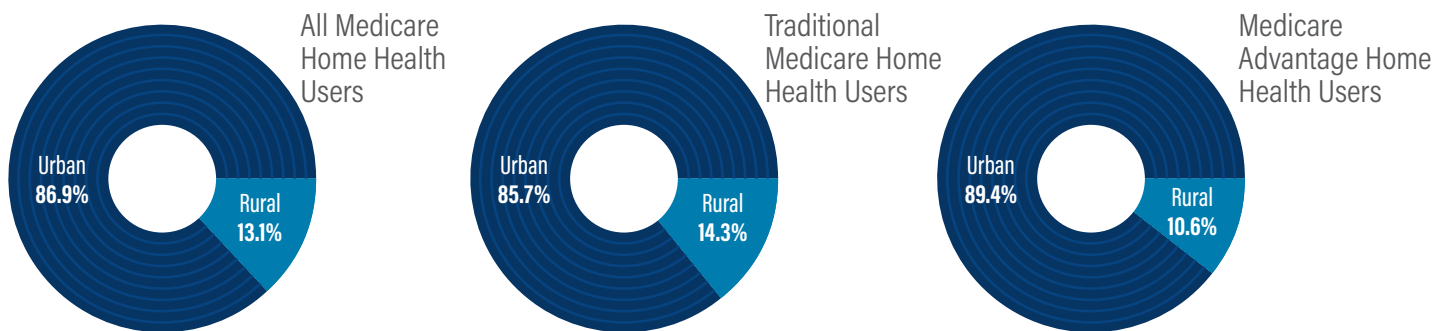
Gender Distribution of All Medicare Home Health Users, Traditional Medicare Home Health Users, and Home Health Users in Medicare Advantage, 2022¹



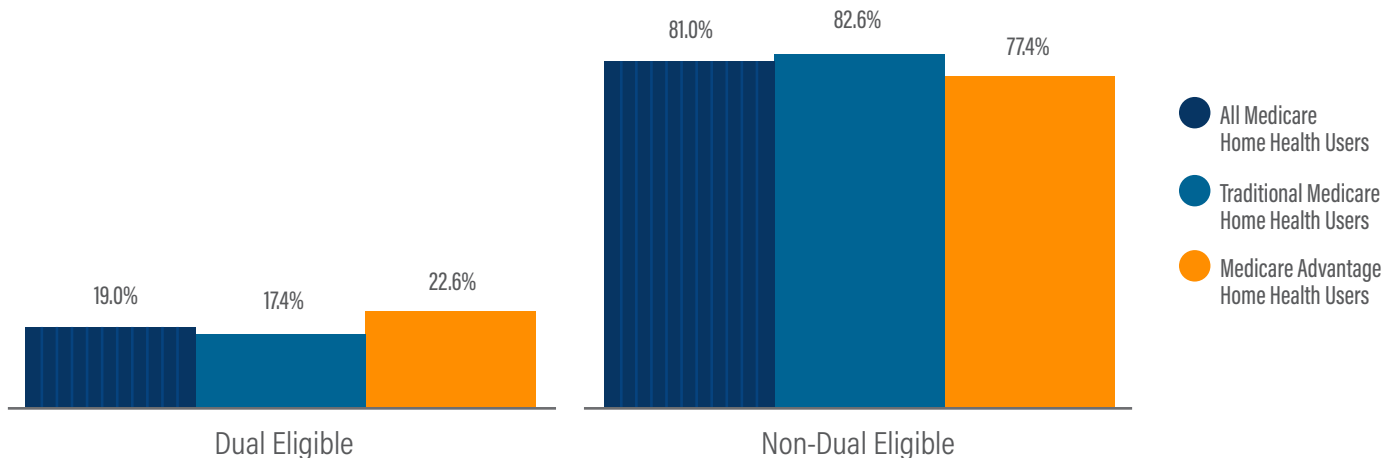
Race of All Medicare Home Health Users, Traditional Medicare Home Health Users, and Home Health Users in Medicare Advantage, 2022



Share of Medicare Home Health Users, Traditional Medical Home Health Users, and Home Health Users in Medicare Advantage by Urban-Rural Status, 2022¹



Dual Eligibility Status of All Medicare Home Health Users, Traditional Medicare Home Health Users, and Home Health Users in Medicare Advantage, 2021



¹KNG Health analysis of the 100% Medicare Beneficiary Summary File and Home Health Outcome and Assessment Information Set (OASIS) data, 2022



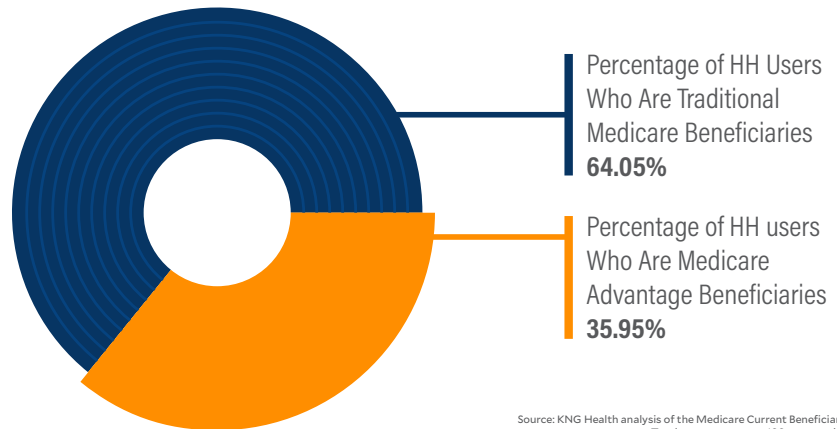
HOME HEALTH: NEBRASKA HOME HEALTH PATIENT DEMOGRAPHICS

Home health patients in Nebraska, be they enrolled in the traditional Medicare program or a Medicare Advantage plan, are a racially, socioeconomically, and geographically diverse group.

The Medicare home health benefit covers skilled nursing care and therapy services provided to patients in their own residence. The patient must be under the care of a physician-approved place of care, meet the definition of “homebound,” and be in need of skilled services on an intermittent basis. Patients often receive home health care following an acute care hospital discharge or because they require certain rehabilitation services.

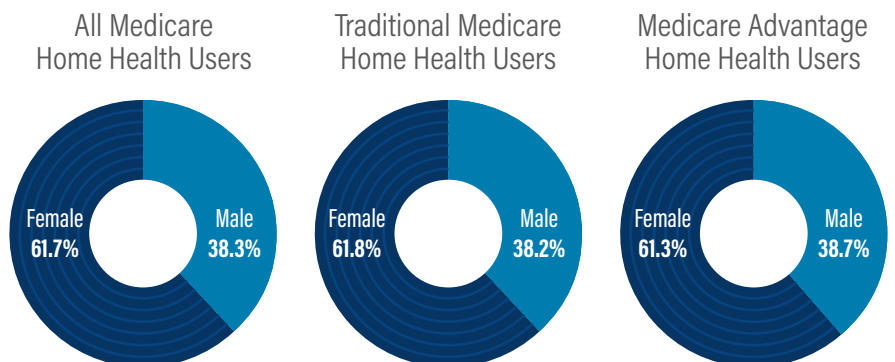
Nebraska’s home health population includes a diverse set of patients who rely on home health care services daily.

Distribution of Home Health Users in Traditional Medicare and Medicare Advantage, 2022¹

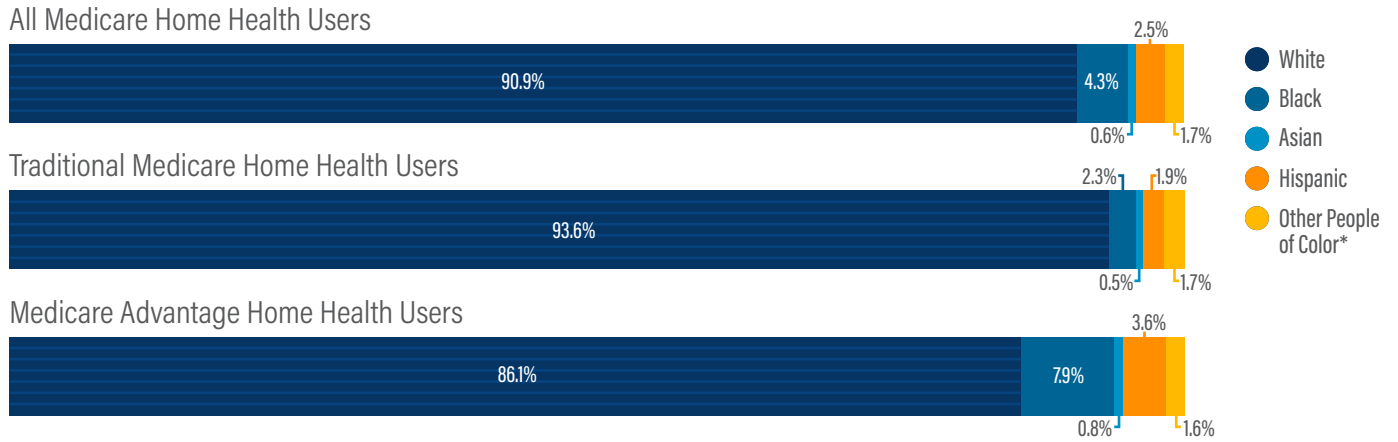


Source: KNG Health analysis of the Medicare Current Beneficiary Survey, 2021. Totals may not sum to 100 percent due to rounding.

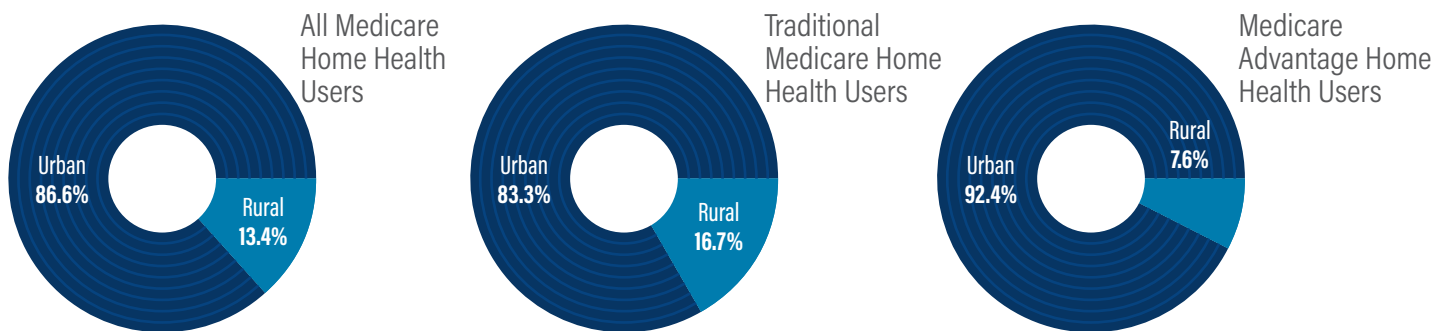
Gender Distribution of All Medicare Home Health Users, Traditional Medicare Home Health Users, and Home Health Users in Medicare Advantage, 2022¹



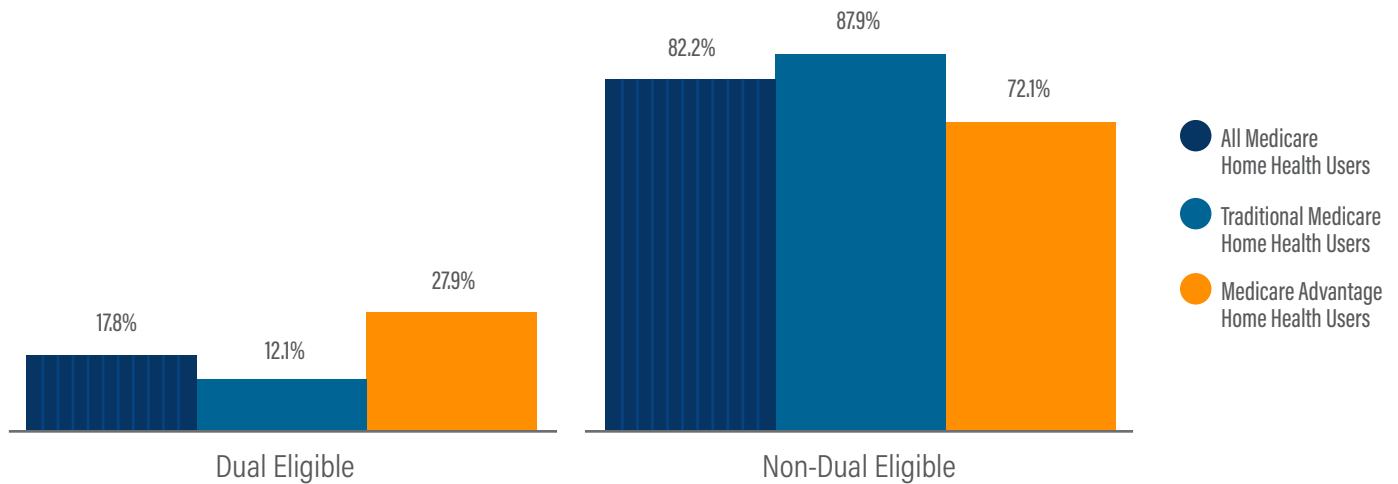
Race of All Medicare Home Health Users, Traditional Medicare Home Health Users, and Home Health Users in Medicare Advantage, 2022



Share of Medicare Home Health Users, Traditional Medical Home Health Users, and Home Health Users in Medicare Advantage by Urban-Rural Status, 2022¹



Dual Eligibility Status of All Medicare Home Health Users, Traditional Medicare Home Health Users, and Home Health Users in Medicare Advantage, 2021



¹KNG Health analysis of the 100% Medicare Beneficiary Summary File and Home Health Outcome and Assessment Information Set (OASIS) data, 2022



HOME HEALTH: NEVADA

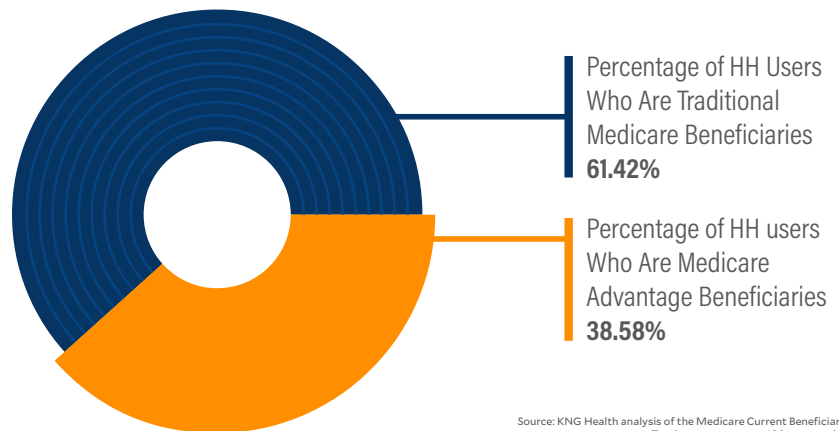
HOME HEALTH PATIENT DEMOGRAPHICS

Home health patients in Nevada, be they enrolled in the traditional Medicare program or a Medicare Advantage plan, are a racially, socioeconomically, and geographically diverse group.

The Medicare home health benefit covers skilled nursing care and therapy services provided to patients in their own residence. The patient must be under the care of a physician-approved place of care, meet the definition of “homebound,” and be in need of skilled services on an intermittent basis. Patients often receive home health care following an acute care hospital discharge or because they require certain rehabilitation services.

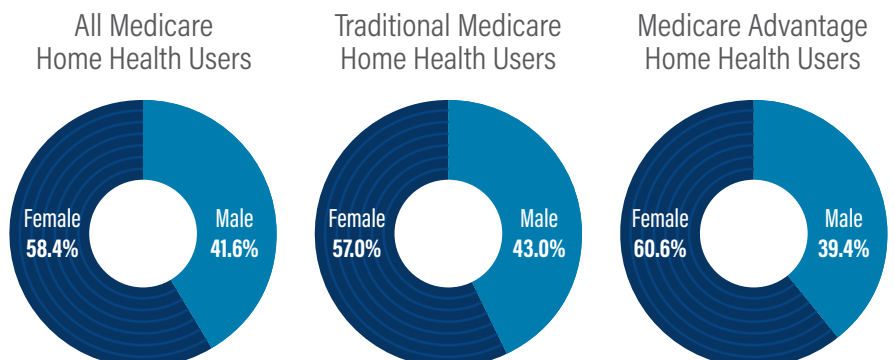
Nevada’s home health population includes a diverse set of patients who rely on home health care services daily.

Distribution of Home Health Users in Traditional Medicare and Medicare Advantage, 2022¹



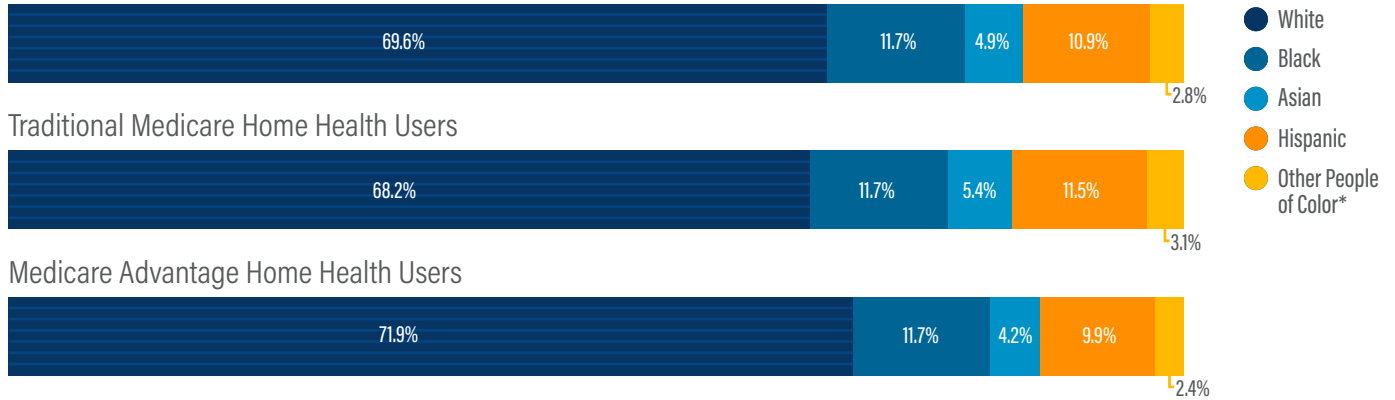
Source: KNG Health analysis of the Medicare Current Beneficiary Survey, 2021. Totals may not sum to 100 percent due to rounding.

Gender Distribution of All Medicare Home Health Users, Traditional Medicare Home Health Users, and Home Health Users in Medicare Advantage, 2022¹

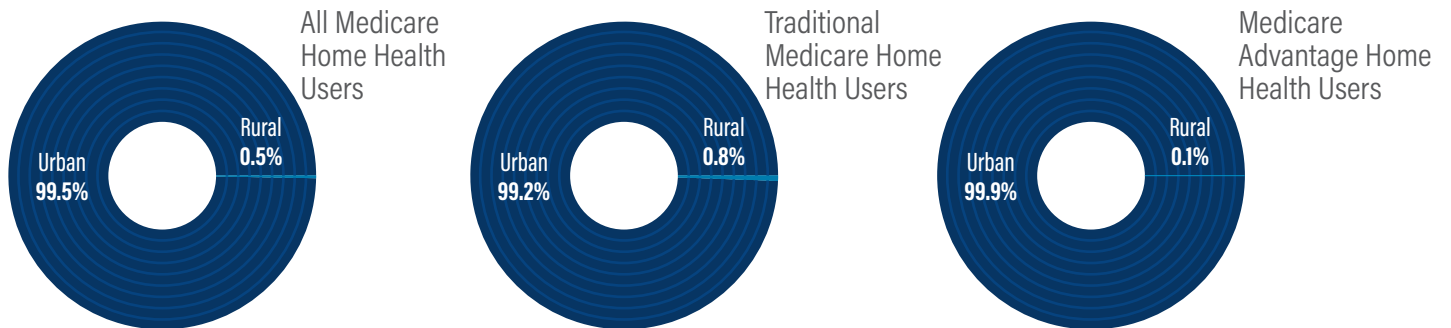


Race of All Medicare Home Health Users, Traditional Medicare Home Health Users, and Home Health Users in Medicare Advantage, 2022

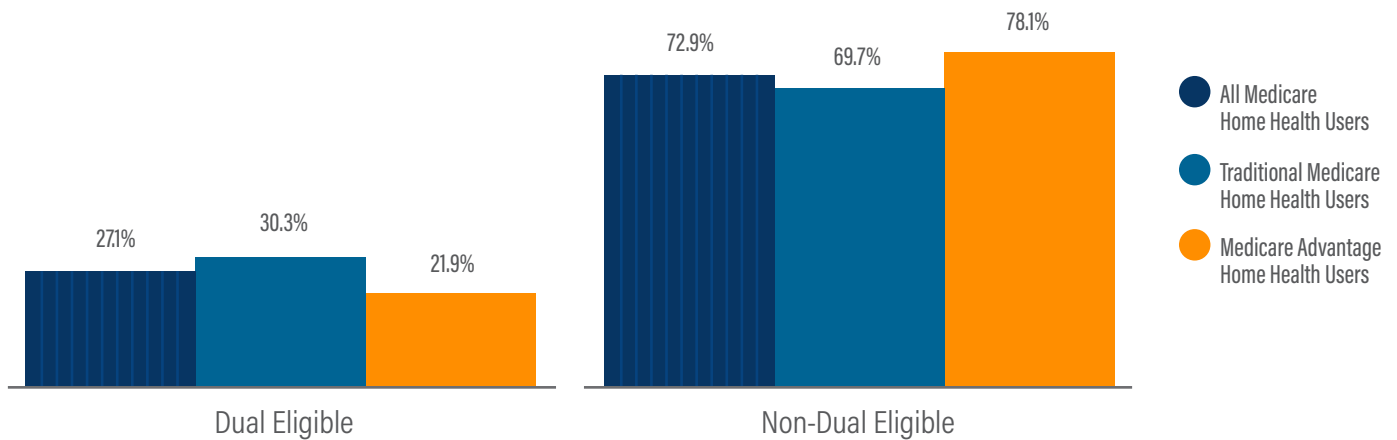
All Medicare Home Health Users



Share of Medicare Home Health Users, Traditional Medical Home Health Users, and Home Health Users in Medicare Advantage by Urban-Rural Status, 2022¹



Dual Eligibility Status of All Medicare Home Health Users, Traditional Medicare Home Health Users, and Home Health Users in Medicare Advantage, 2021



¹KNG Health analysis of the 100% Medicare Beneficiary Summary File and Home Health Outcome and Assessment Information Set (OASIS) data, 2022

HOME HEALTH: NEW HAMPSHIRE HOME HEALTH PATIENT DEMOGRAPHICS

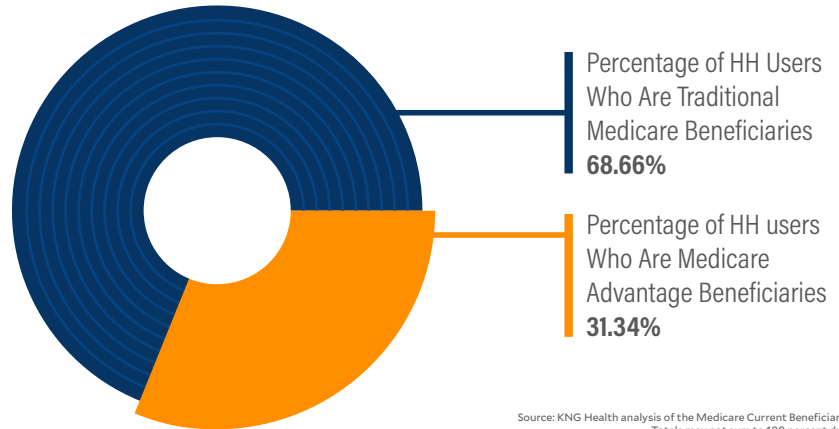


Home health patients in New Hampshire, be they enrolled in the traditional Medicare program or a Medicare Advantage plan, are a racially, socioeconomically, and geographically diverse group.

The Medicare home health benefit covers skilled nursing care and therapy services provided to patients in their own residence. The patient must be under the care of a physician-approved place of care, meet the definition of “homebound,” and be in need of skilled services on an intermittent basis. Patients often receive home health care following an acute care hospital discharge or because they require certain rehabilitation services.

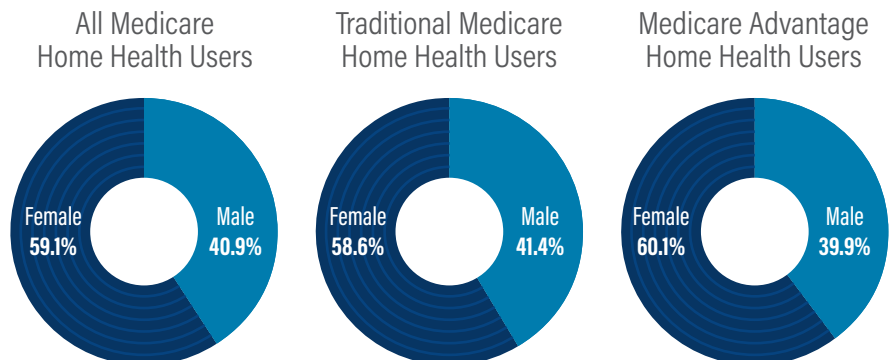
New Hampshire’s home health population includes a diverse set of patients who rely on home health care services daily.

Distribution of Home Health Users in Traditional Medicare and Medicare Advantage, 2022¹

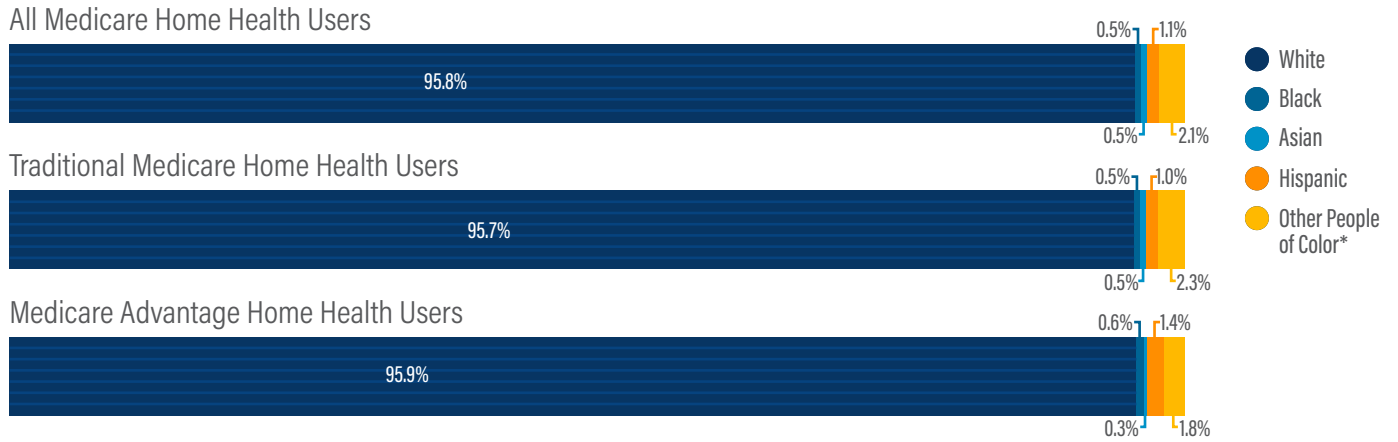


Source: KNG Health analysis of the Medicare Current Beneficiary Survey, 2021. Totals may not sum to 100 percent due to rounding.

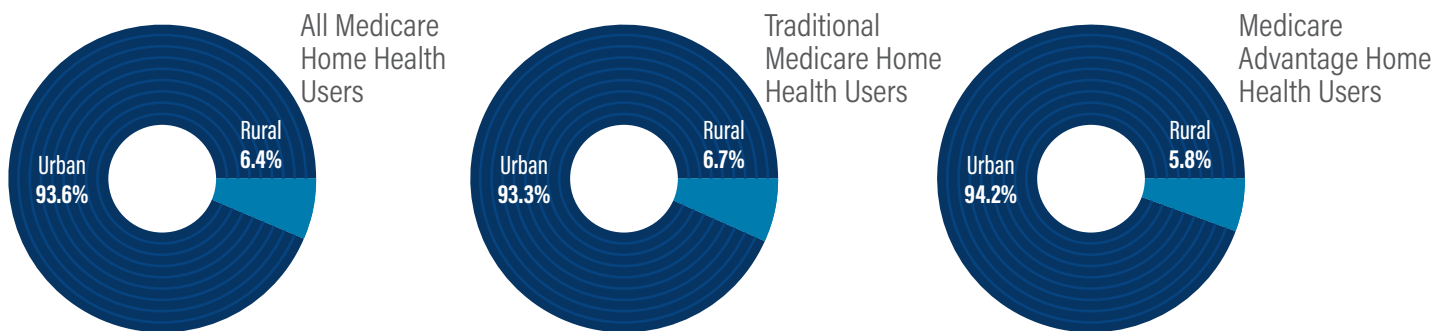
Gender Distribution of All Medicare Home Health Users, Traditional Medicare Home Health Users, and Home Health Users in Medicare Advantage, 2022¹



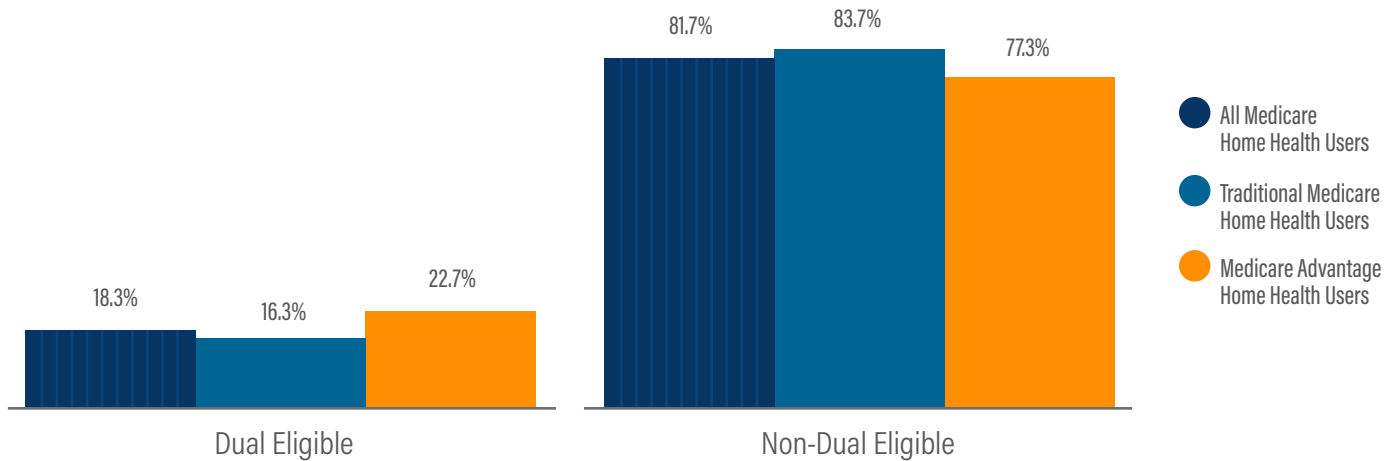
Race of All Medicare Home Health Users, Traditional Medicare Home Health Users, and Home Health Users in Medicare Advantage, 2022



Share of Medicare Home Health Users, Traditional Medical Home Health Users, and Home Health Users in Medicare Advantage by Urban-Rural Status, 2022¹



Dual Eligibility Status of All Medicare Home Health Users, Traditional Medicare Home Health Users, and Home Health Users in Medicare Advantage, 2021



¹KNG Health analysis of the 100% Medicare Beneficiary Summary File and Home Health Outcome and Assessment Information Set (OASIS) data, 2022



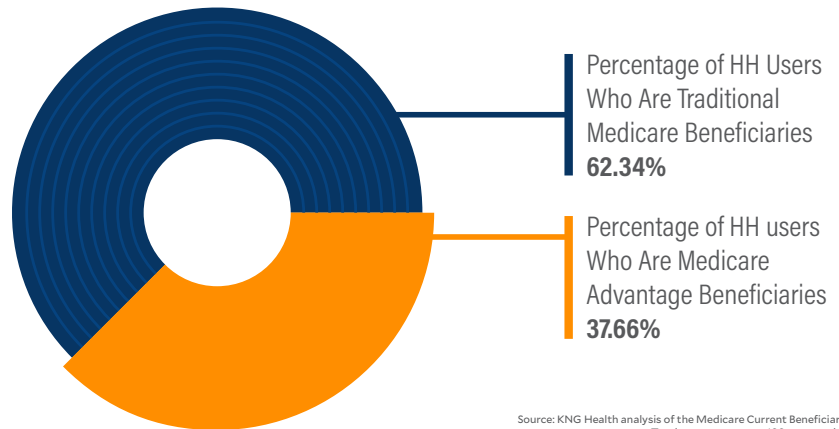
HOME HEALTH: NEW JERSEY HOME HEALTH PATIENT DEMOGRAPHICS

Home health patients in New Jersey, be they enrolled in the traditional Medicare program or a Medicare Advantage plan, are a racially, socioeconomically, and geographically diverse group.

The Medicare home health benefit covers skilled nursing care and therapy services provided to patients in their own residence. The patient must be under the care of a physician-approved place of care, meet the definition of “homebound,” and be in need of skilled services on an intermittent basis. Patients often receive home health care following an acute care hospital discharge or because they require certain rehabilitation services.

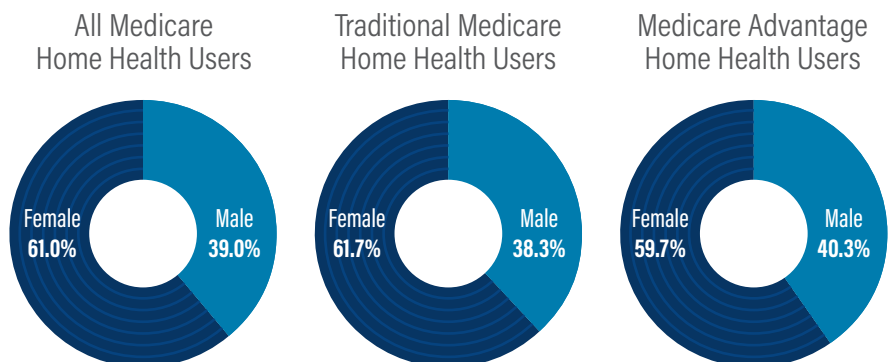
New Jersey’s home health population includes a diverse set of patients who rely on home health care services daily.

Distribution of Home Health Users in Traditional Medicare and Medicare Advantage, 2022¹




Source: KNG Health analysis of the Medicare Current Beneficiary Survey, 2021. Totals may not sum to 100 percent due to rounding.

Gender Distribution of All Medicare Home Health Users, Traditional Medicare Home Health Users, and Home Health Users in Medicare Advantage, 2022¹



Race of All Medicare Home Health Users, Traditional Medicare Home Health Users, and Home Health Users in Medicare Advantage, 2022

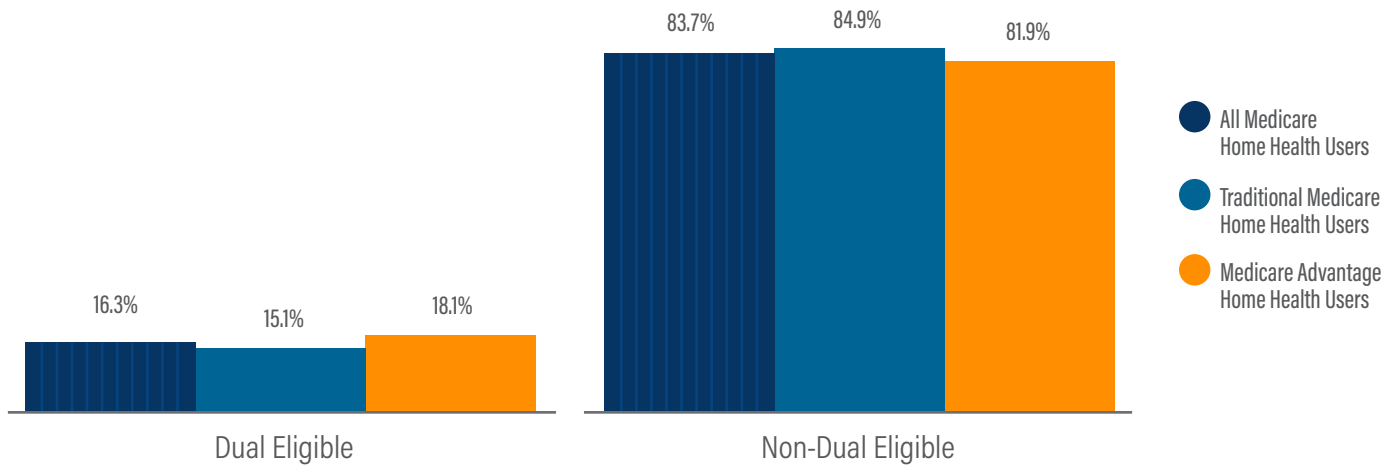
All Medicare Home Health Users



Share of Medicare Home Health Users, Traditional Medical Home Health Users, and Home Health Users in Medicare Advantage by Urban-Rural Status, 2022¹



Dual Eligibility Status of All Medicare Home Health Users, Traditional Medicare Home Health Users, and Home Health Users in Medicare Advantage, 2021



¹KNG Health analysis of the 100% Medicare Beneficiary Summary File and Home Health Outcome and Assessment Information Set (OASIS) data, 2022



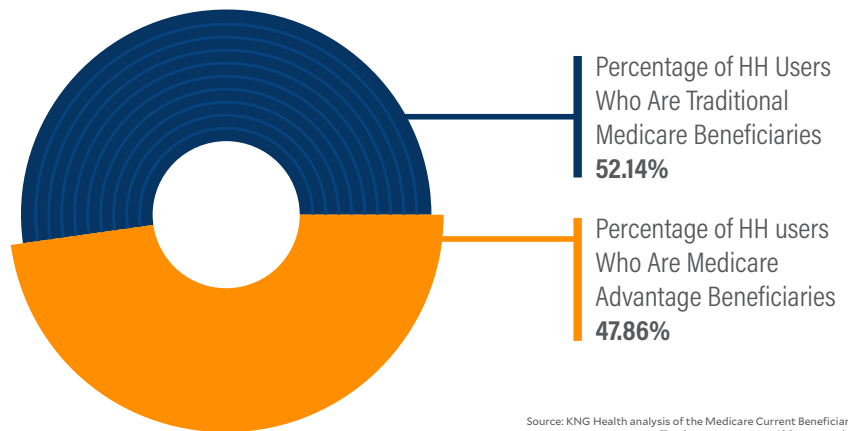
HOME HEALTH: NEW MEXICO HOME HEALTH PATIENT DEMOGRAPHICS

Home health patients in New Mexico, be they enrolled in the traditional Medicare program or a Medicare Advantage plan, are a racially, socioeconomically, and geographically diverse group.

The Medicare home health benefit covers skilled nursing care and therapy services provided to patients in their own residence. The patient must be under the care of a physician-approved place of care, meet the definition of “homebound,” and be in need of skilled services on an intermittent basis. Patients often receive home health care following an acute care hospital discharge or because they require certain rehabilitation services.

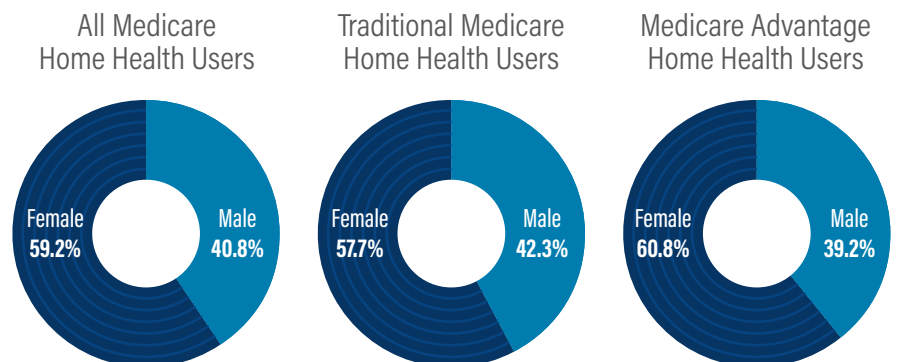
New Mexico’s home health population includes a diverse set of patients who rely on home health care services daily.

Distribution of Home Health Users in Traditional Medicare and Medicare Advantage, 2022¹

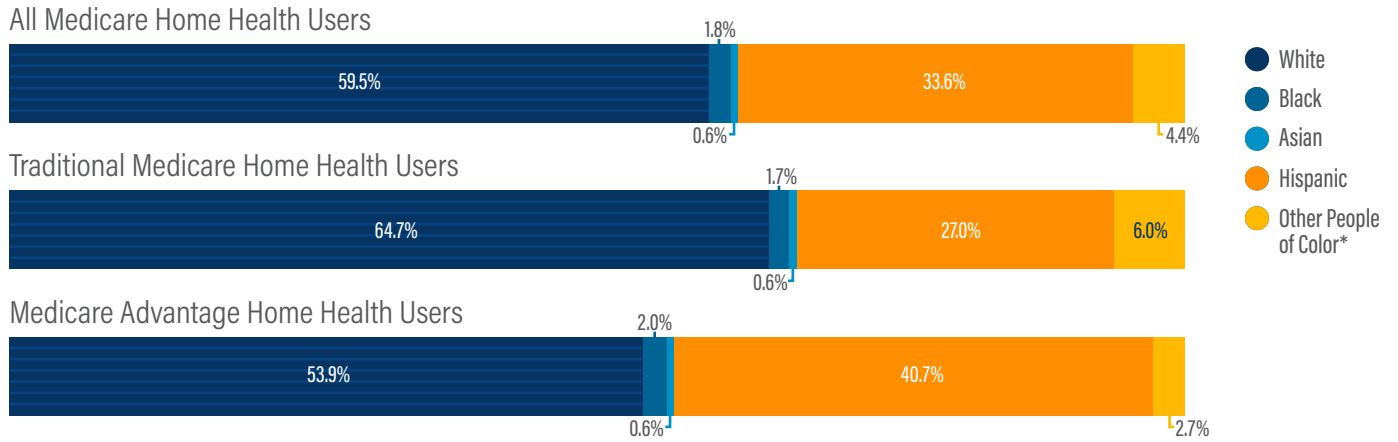


Source: KNG Health analysis of the Medicare Current Beneficiary Survey, 2021. Totals may not sum to 100 percent due to rounding.

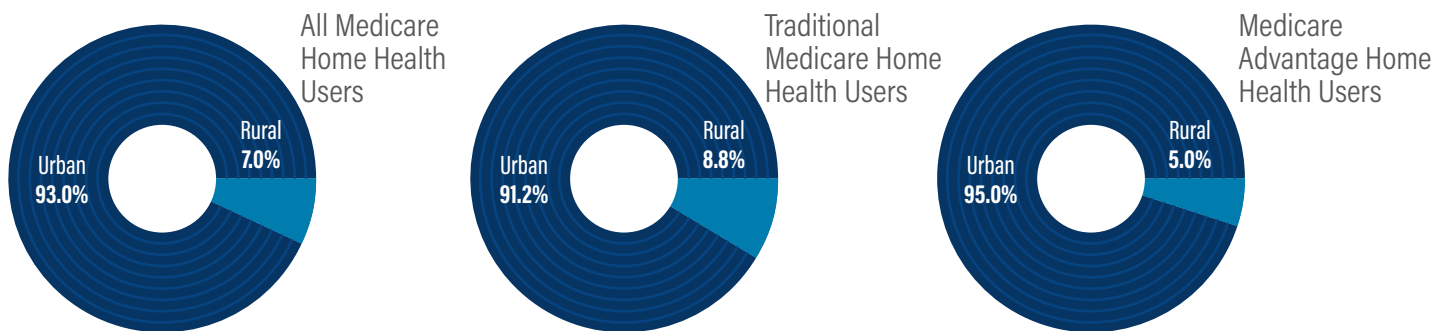
Gender Distribution of All Medicare Home Health Users, Traditional Medicare Home Health Users, and Home Health Users in Medicare Advantage, 2022¹



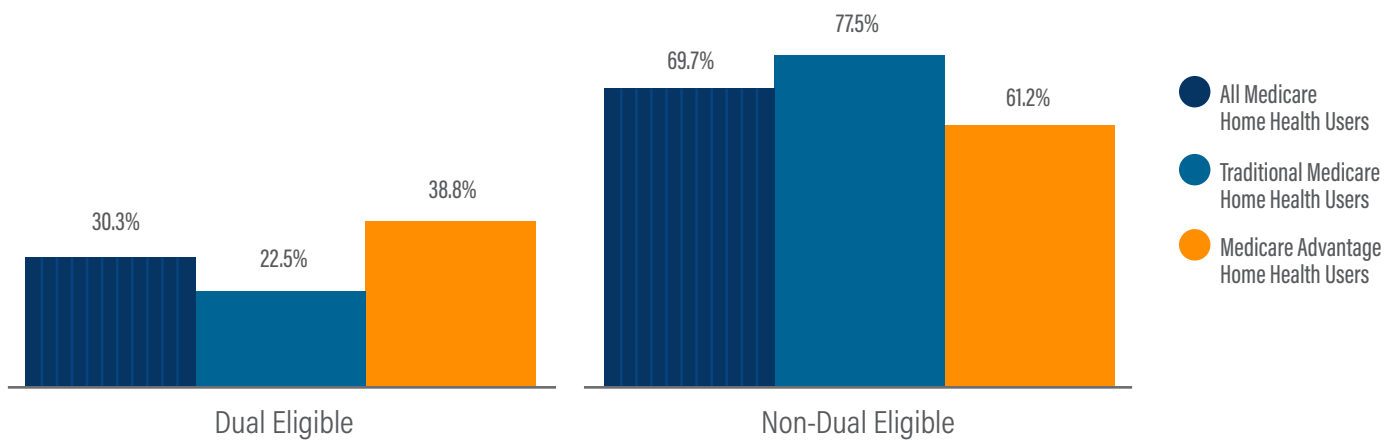
Race of All Medicare Home Health Users, Traditional Medicare Home Health Users, and Home Health Users in Medicare Advantage, 2022



Share of Medicare Home Health Users, Traditional Medical Home Health Users, and Home Health Users in Medicare Advantage by Urban-Rural Status, 2022¹



Dual Eligibility Status of All Medicare Home Health Users, Traditional Medicare Home Health Users, and Home Health Users in Medicare Advantage, 2021



*KNG Health analysis of the 100% Medicare Beneficiary Summary File and Home Health Outcome and Assessment Information Set (OASIS) data, 2022



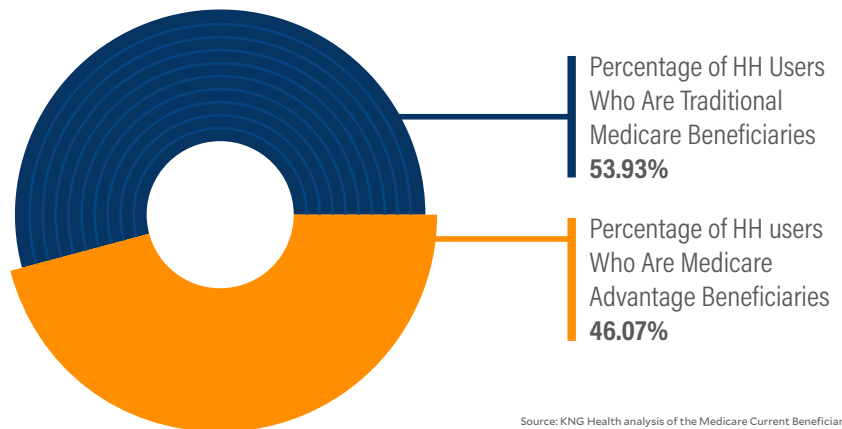
HOME HEALTH: NEW YORK HOME HEALTH PATIENT DEMOGRAPHICS

Home health patients in New York, be they enrolled in the traditional Medicare program or a Medicare Advantage plan, are a racially, socioeconomically, and geographically diverse group.

The Medicare home health benefit covers skilled nursing care and therapy services provided to patients in their own residence. The patient must be under the care of a physician-approved place of care, meet the definition of “homebound,” and be in need of skilled services on an intermittent basis. Patients often receive home health care following an acute care hospital discharge or because they require certain rehabilitation services.

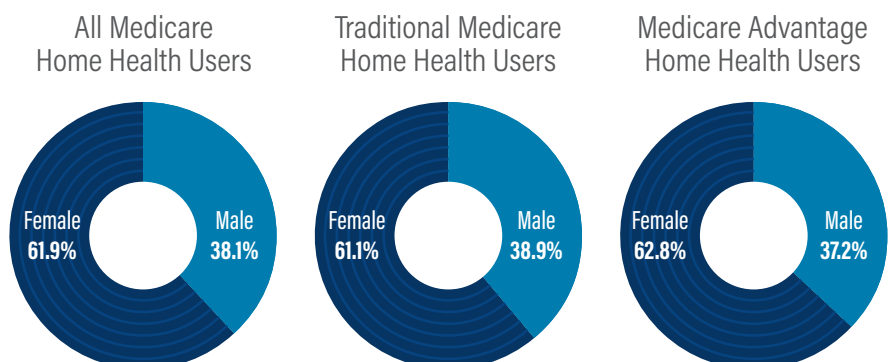
New York’s home health population includes a diverse set of patients who rely on home health care services daily.

Distribution of Home Health Users in Traditional Medicare and Medicare Advantage, 2022¹



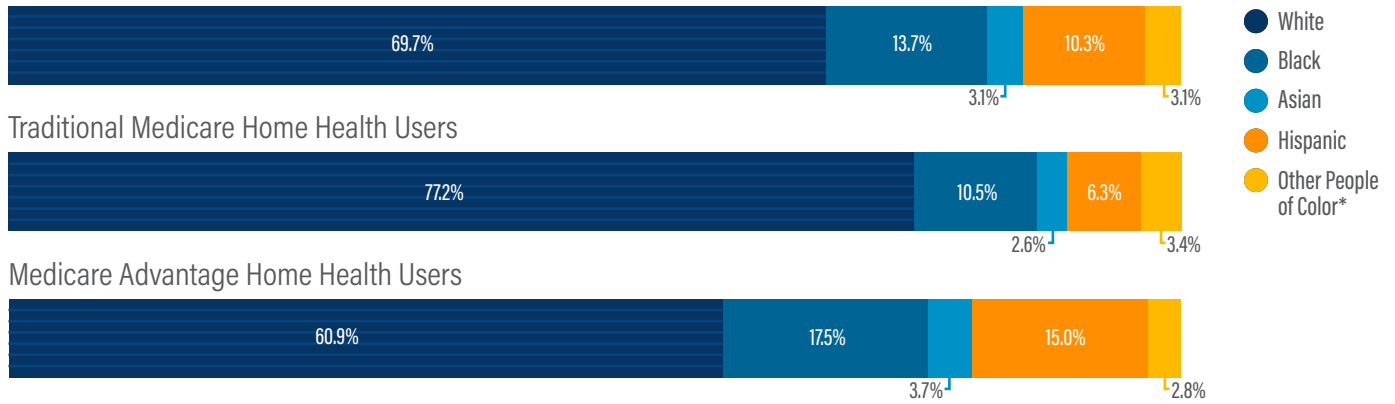
Source: KNG Health analysis of the Medicare Current Beneficiary Survey, 2021. Totals may not sum to 100 percent due to rounding.

Gender Distribution of All Medicare Home Health Users, Traditional Medicare Home Health Users, and Home Health Users in Medicare Advantage, 2022¹

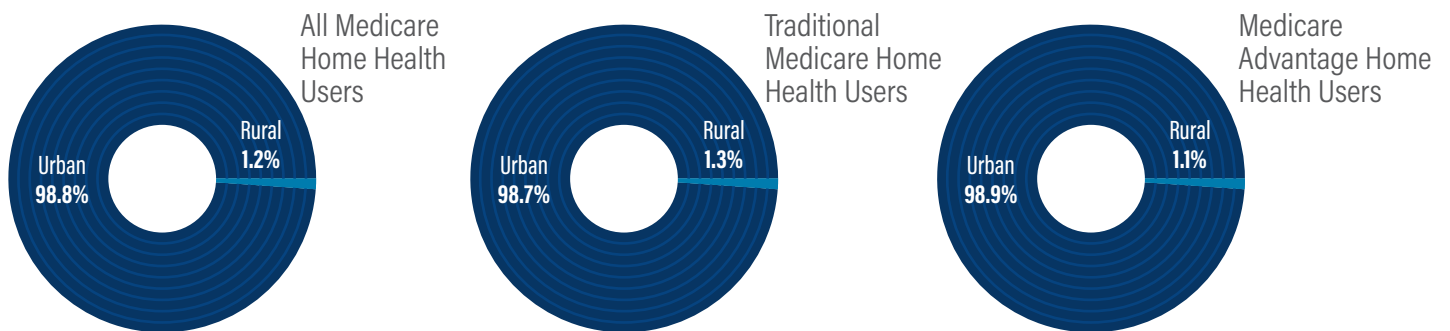


Race of All Medicare Home Health Users, Traditional Medicare Home Health Users, and Home Health Users in Medicare Advantage, 2022

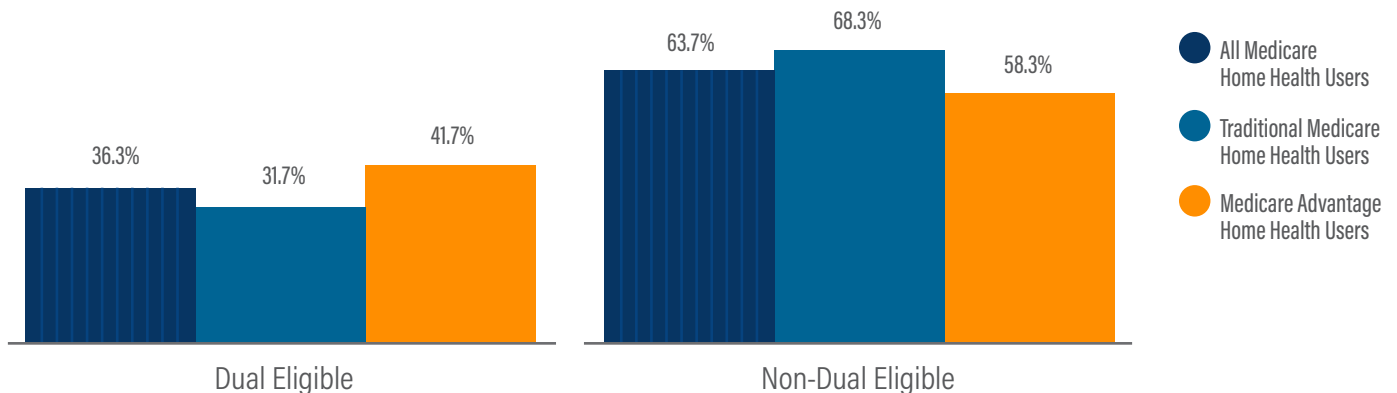
All Medicare Home Health Users



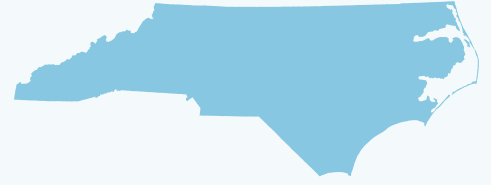
Share of Medicare Home Health Users, Traditional Medical Home Health Users, and Home Health Users in Medicare Advantage by Urban-Rural Status, 2022¹



Dual Eligibility Status of All Medicare Home Health Users, Traditional Medicare Home Health Users, and Home Health Users in Medicare Advantage, 2021



¹KNG Health analysis of the 100% Medicare Beneficiary Summary File and Home Health Outcome and Assessment Information Set (OASIS) data, 2022



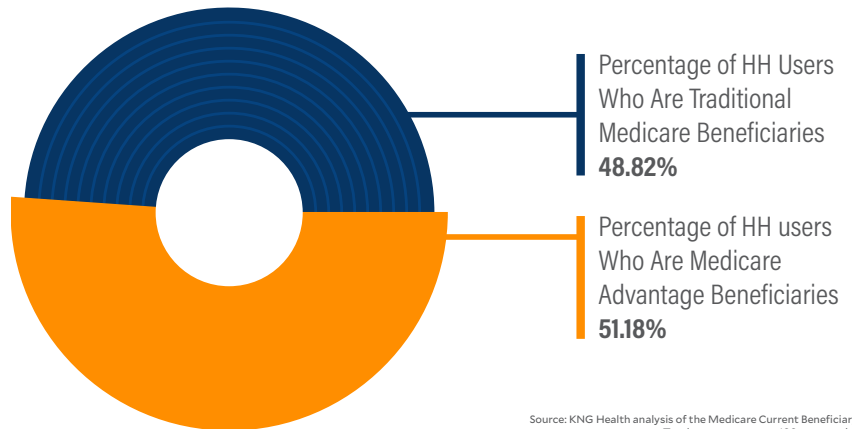
HOME HEALTH: NORTH CAROLINA HOME HEALTH PATIENT DEMOGRAPHICS

Home health patients in North Carolina, be they enrolled in the traditional Medicare program or a Medicare Advantage plan, are a racially, socioeconomically, and geographically diverse group.

The Medicare home health benefit covers skilled nursing care and therapy services provided to patients in their own residence. The patient must be under the care of a physician-approved place of care, meet the definition of “homebound,” and be in need of skilled services on an intermittent basis. Patients often receive home health care following an acute care hospital discharge or because they require certain rehabilitation services.

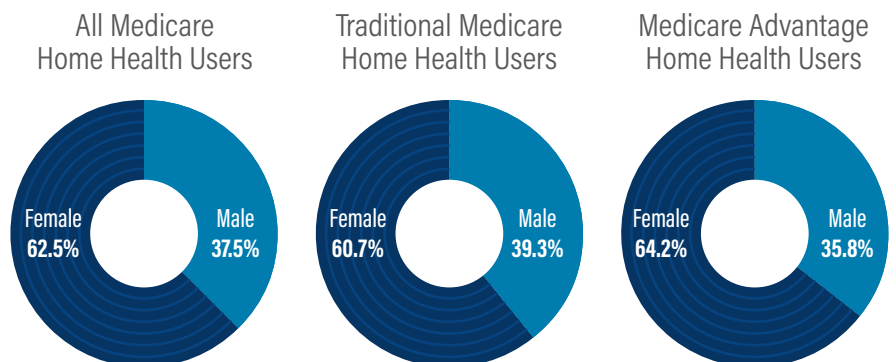
North Carolina’s home health population includes a diverse set of patients who rely on home health care services daily.

Distribution of Home Health Users in Traditional Medicare and Medicare Advantage, 2022¹

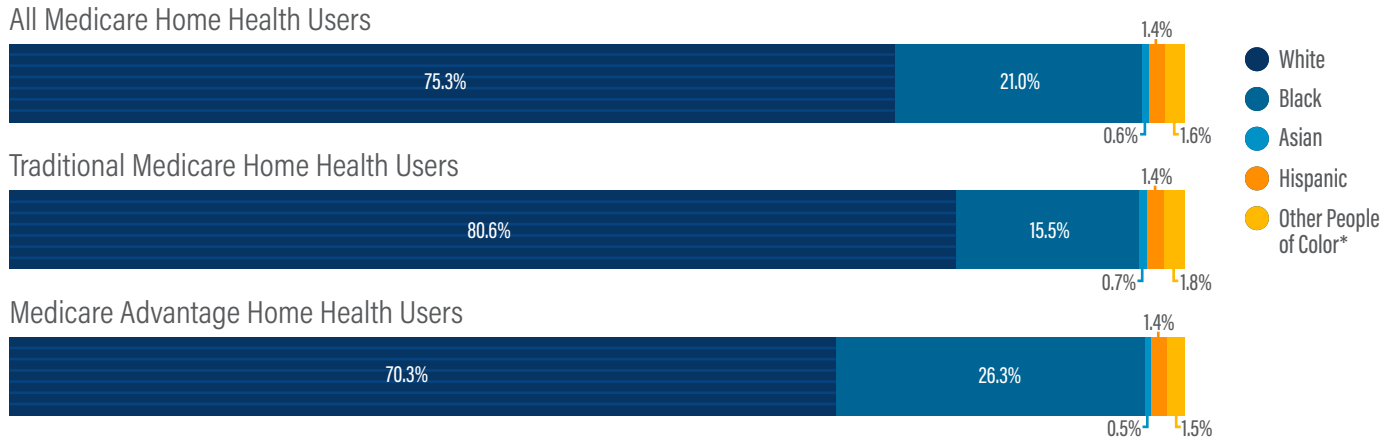


Source: KNG Health analysis of the Medicare Current Beneficiary Survey, 2021. Totals may not sum to 100 percent due to rounding.

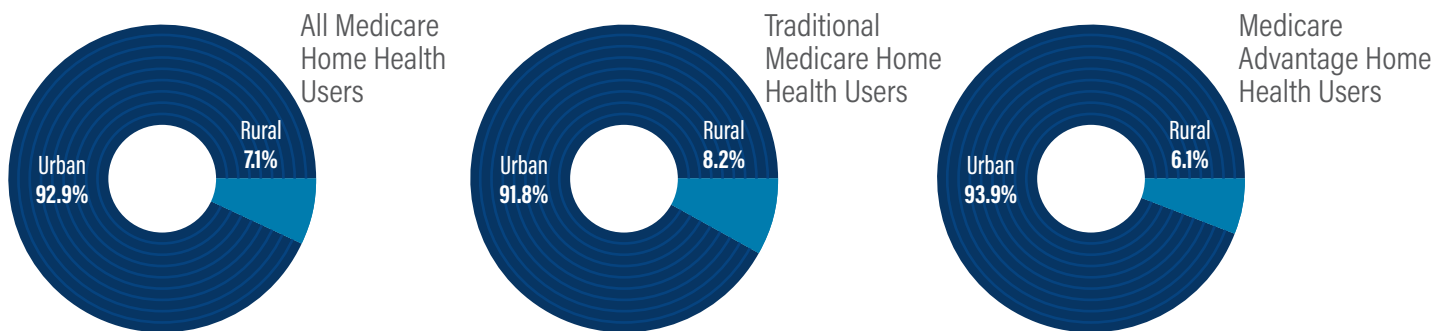
Gender Distribution of All Medicare Home Health Users, Traditional Medicare Home Health Users, and Home Health Users in Medicare Advantage, 2022¹



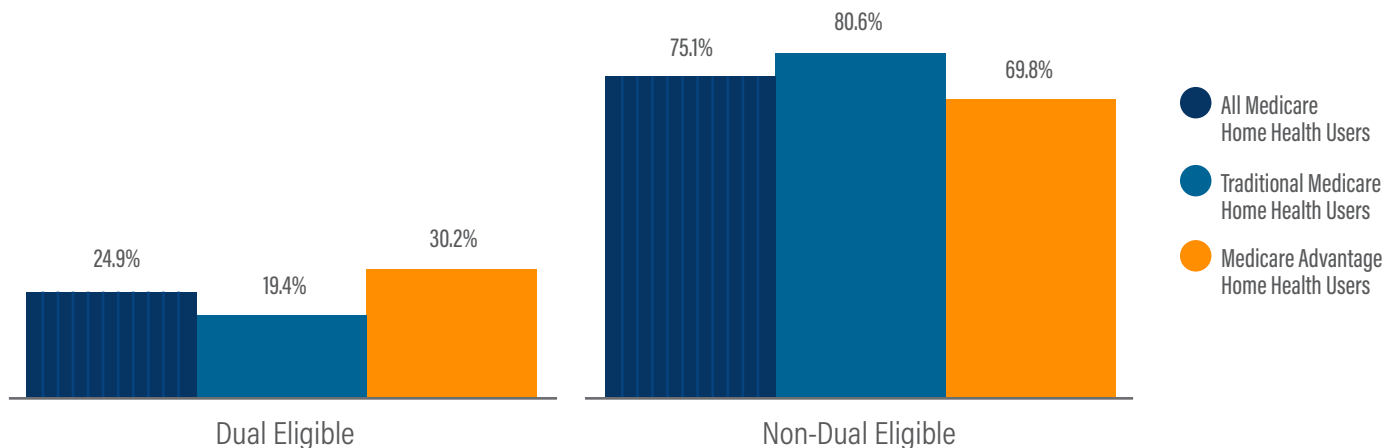
Race of All Medicare Home Health Users, Traditional Medicare Home Health Users, and Home Health Users in Medicare Advantage, 2022



Share of Medicare Home Health Users, Traditional Medicare Home Health Users, and Home Health Users in Medicare Advantage by Urban-Rural Status, 2022¹



Dual Eligibility Status of All Medicare Home Health Users, Traditional Medicare Home Health Users, and Home Health Users in Medicare Advantage, 2021



*KNG Health analysis of the 100% Medicare Beneficiary Summary File and Home Health Outcome and Assessment Information Set (OASIS) data, 2022



HOME HEALTH: NORTH DAKOTA

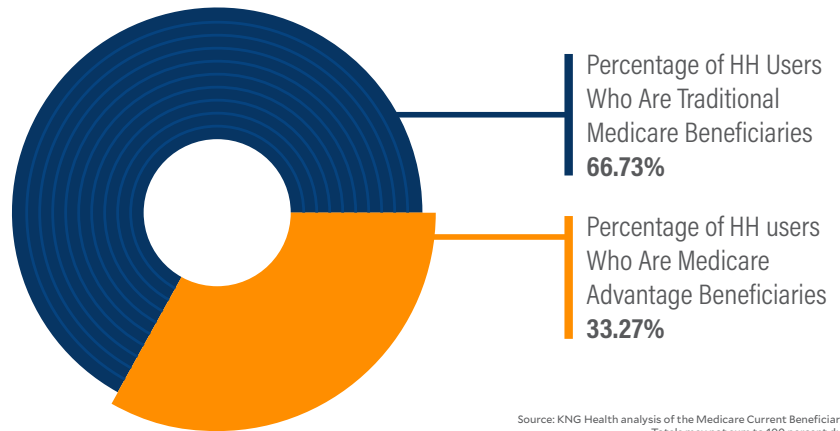
HOME HEALTH PATIENT DEMOGRAPHICS

Home health patients in North Dakota, be they enrolled in the traditional Medicare program or a Medicare Advantage plan, are a racially, socioeconomically, and geographically diverse group.

The Medicare home health benefit covers skilled nursing care and therapy services provided to patients in their own residence. The patient must be under the care of a physician-approved place of care, meet the definition of “homebound,” and be in need of skilled services on an intermittent basis. Patients often receive home health care following an acute care hospital discharge or because they require certain rehabilitation services.

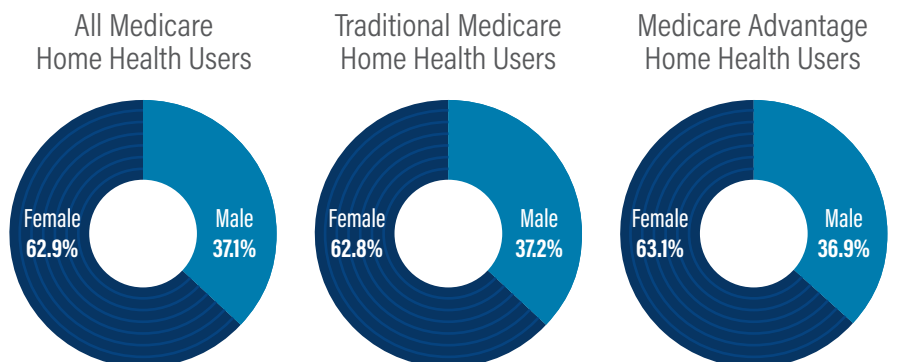
North Dakota’s home health population includes a diverse set of patients who rely on home health care services daily.

Distribution of Home Health Users in Traditional Medicare and Medicare Advantage, 2022¹

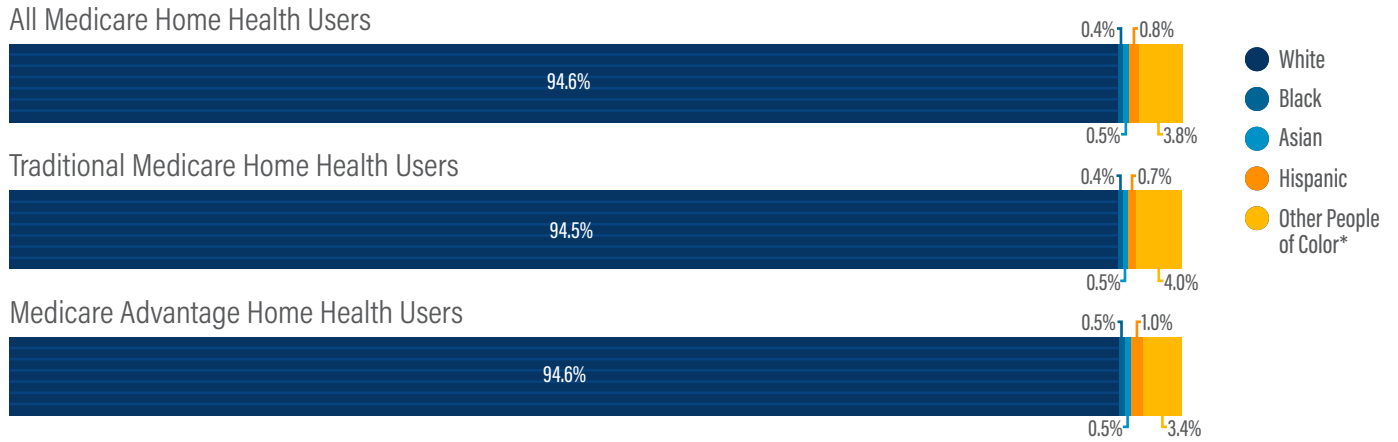


Source: KNG Health analysis of the Medicare Current Beneficiary Survey, 2021. Totals may not sum to 100 percent due to rounding.

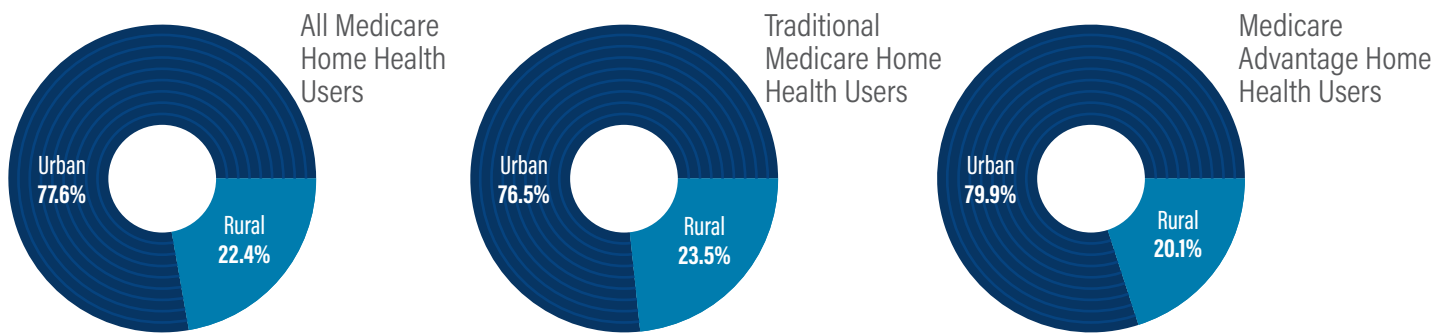
Gender Distribution of All Medicare Home Health Users, Traditional Medicare Home Health Users, and Home Health Users in Medicare Advantage, 2022¹



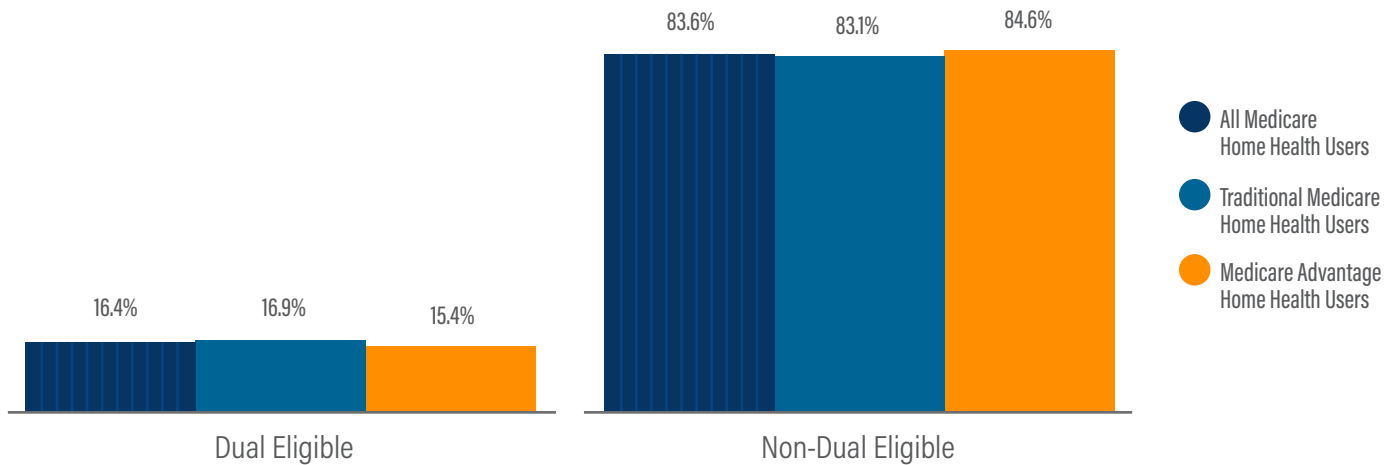
Race of All Medicare Home Health Users, Traditional Medicare Home Health Users, and Home Health Users in Medicare Advantage, 2022



Share of Medicare Home Health Users, Traditional Medical Home Health Users, and Home Health Users in Medicare Advantage by Urban-Rural Status, 2022¹



Dual Eligibility Status of All Medicare Home Health Users, Traditional Medicare Home Health Users, and Home Health Users in Medicare Advantage, 2021



¹KNG Health analysis of the 100% Medicare Beneficiary Summary File and Home Health Outcome and Assessment Information Set (OASIS) data, 2022



HOME HEALTH: OHIO

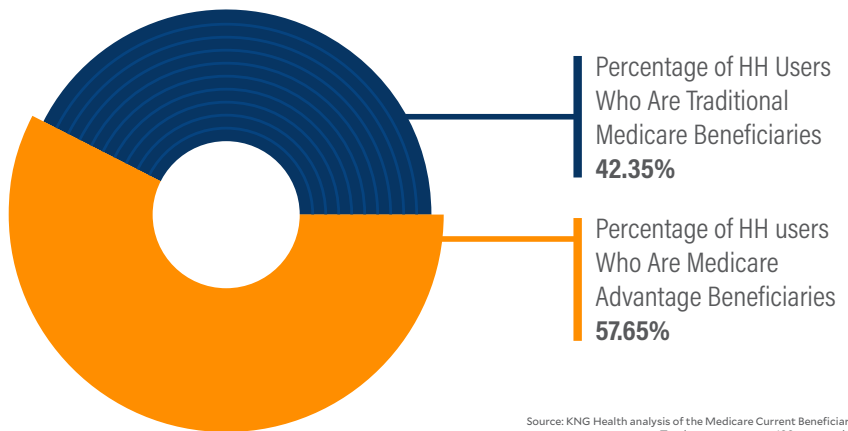
HOME HEALTH PATIENT DEMOGRAPHICS

Home health patients in Ohio, be they enrolled in the traditional Medicare program or a Medicare Advantage plan, are a racially, socioeconomically, and geographically diverse group.

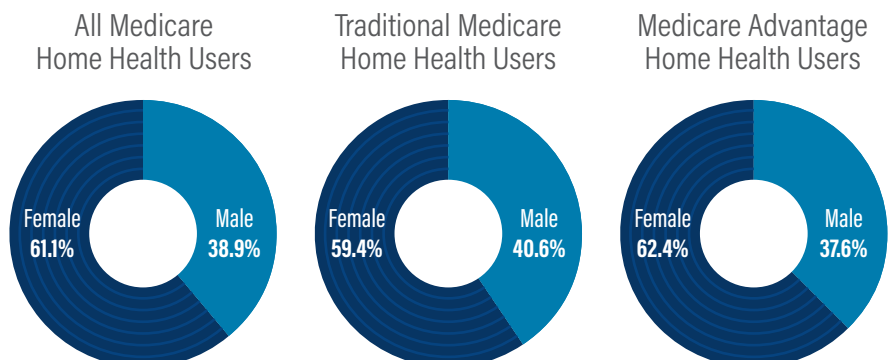
The Medicare home health benefit covers skilled nursing care and therapy services provided to patients in their own residence. The patient must be under the care of a physician-approved place of care, meet the definition of “homebound,” and be in need of skilled services on an intermittent basis. Patients often receive home health care following an acute care hospital discharge or because they require certain rehabilitation services.

Ohio’s home health population includes a diverse set of patients who rely on home health care services daily.

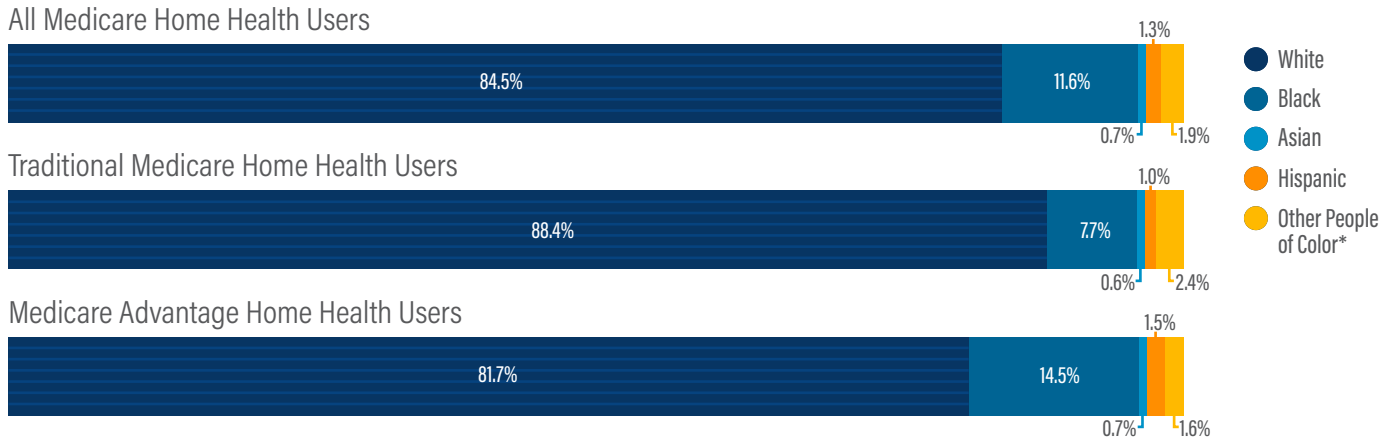
Distribution of Home Health Users in Traditional Medicare and Medicare Advantage, 2022¹



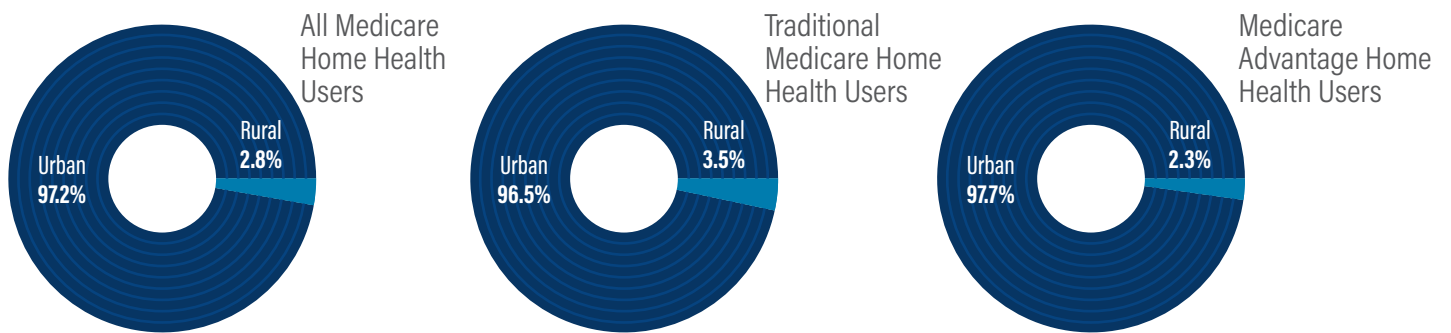
Gender Distribution of All Medicare Home Health Users, Traditional Medicare Home Health Users, and Home Health Users in Medicare Advantage, 2022¹



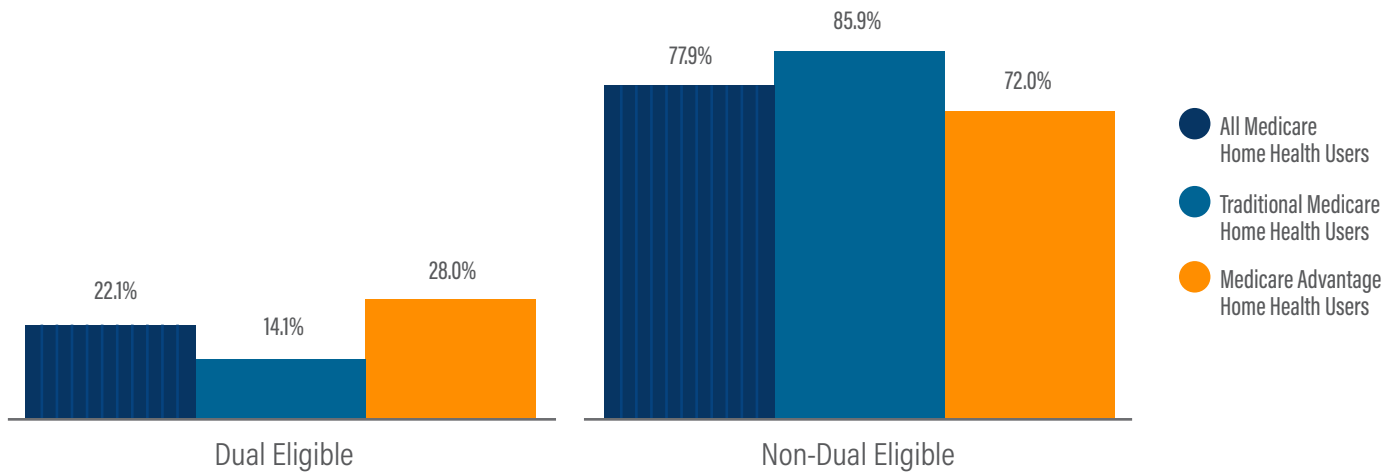
Race of All Medicare Home Health Users, Traditional Medicare Home Health Users, and Home Health Users in Medicare Advantage, 2022



Share of Medicare Home Health Users, Traditional Medical Home Health Users, and Home Health Users in Medicare Advantage by Urban-Rural Status, 2022¹



Dual Eligibility Status of All Medicare Home Health Users, Traditional Medicare Home Health Users, and Home Health Users in Medicare Advantage, 2021



¹KNG Health analysis of the 100% Medicare Beneficiary Summary File and Home Health Outcome and Assessment Information Set (OASIS) data, 2022



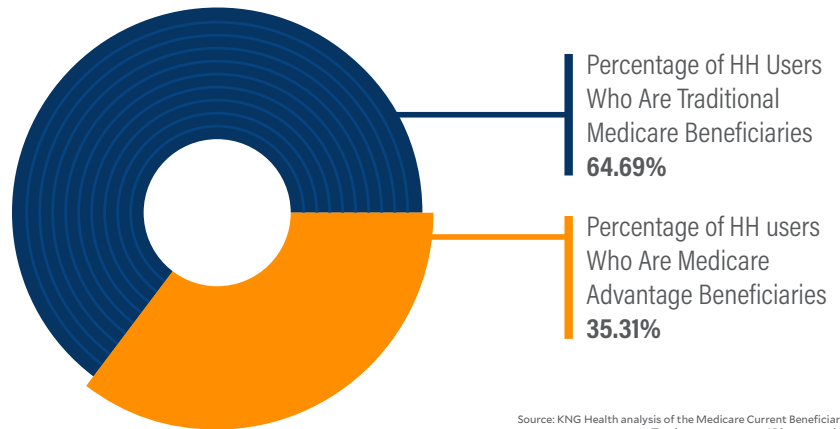
HOME HEALTH: OKLAHOMA HOME HEALTH PATIENT DEMOGRAPHICS

Home health patients in Oklahoma, be they enrolled in the traditional Medicare program or a Medicare Advantage plan, are a racially, socioeconomically, and geographically diverse group.

The Medicare home health benefit covers skilled nursing care and therapy services provided to patients in their own residence. The patient must be under the care of a physician-approved place of care, meet the definition of “homebound,” and be in need of skilled services on an intermittent basis. Patients often receive home health care following an acute care hospital discharge or because they require certain rehabilitation services.

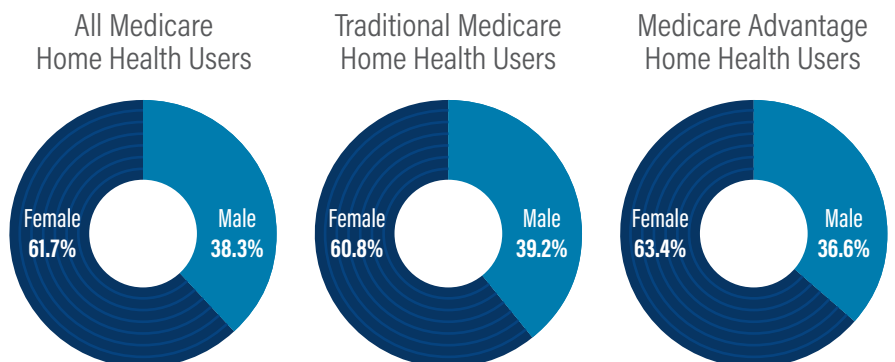
Oklahoma’s home health population includes a diverse set of patients who rely on home health care services daily.

Distribution of Home Health Users in Traditional Medicare and Medicare Advantage, 2022¹

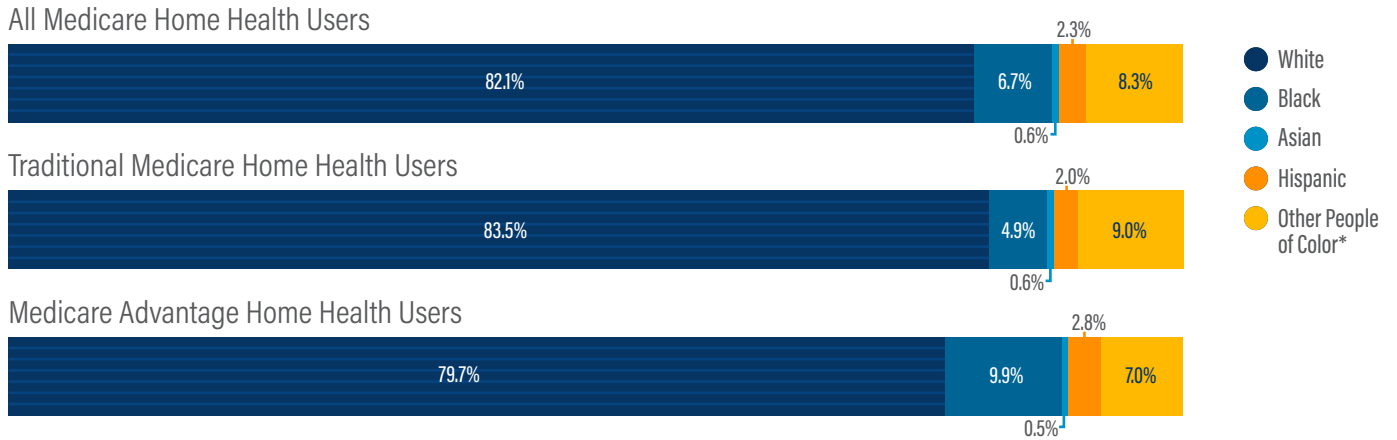


Source: KNG Health analysis of the Medicare Current Beneficiary Survey, 2021. Totals may not sum to 100 percent due to rounding.

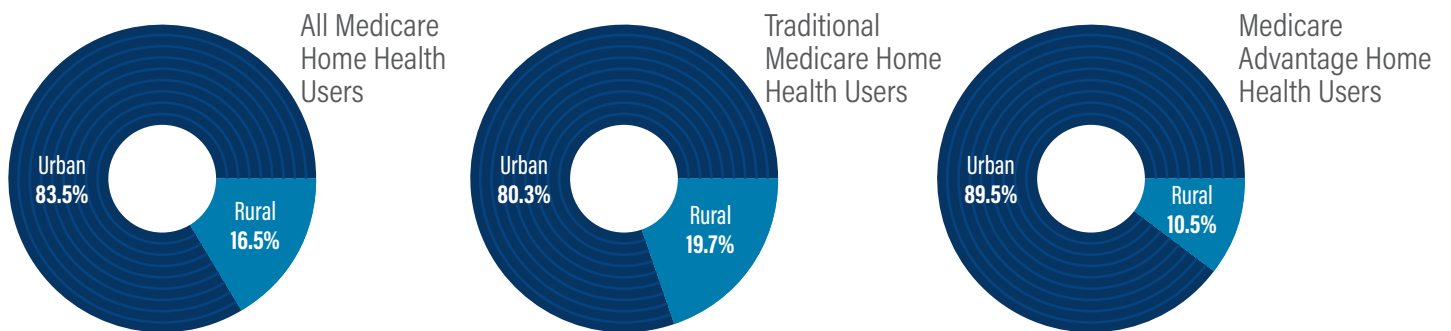
Gender Distribution of All Medicare Home Health Users, Traditional Medicare Home Health Users, and Home Health Users in Medicare Advantage, 2022¹



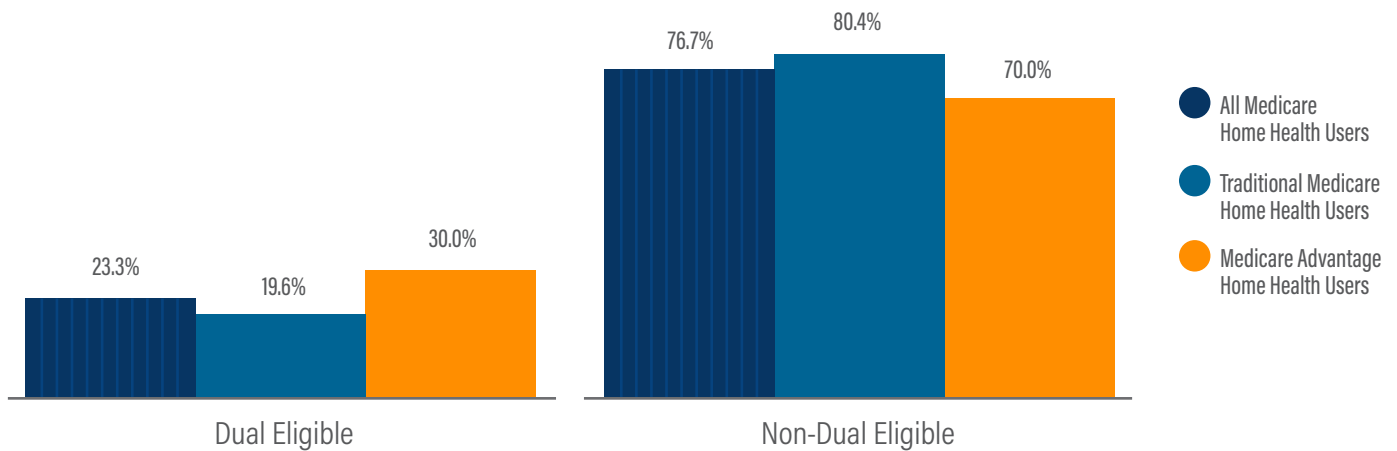
Race of All Medicare Home Health Users, Traditional Medicare Home Health Users, and Home Health Users in Medicare Advantage, 2022



Share of Medicare Home Health Users, Traditional Medical Home Health Users, and Home Health Users in Medicare Advantage by Urban-Rural Status, 2022¹



Dual Eligibility Status of All Medicare Home Health Users, Traditional Medicare Home Health Users, and Home Health Users in Medicare Advantage, 2021



¹KNG Health analysis of the 100% Medicare Beneficiary Summary File and Home Health Outcome and Assessment Information Set (OASIS) data, 2022



HOME HEALTH: OREGON

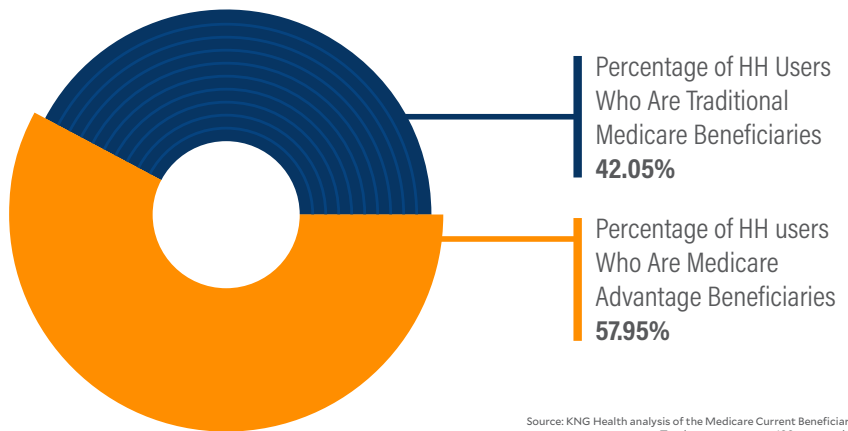
HOME HEALTH PATIENT DEMOGRAPHICS

Home health patients in Oregon, be they enrolled in the traditional Medicare program or a Medicare Advantage plan, are a racially, socioeconomically, and geographically diverse group.

The Medicare home health benefit covers skilled nursing care and therapy services provided to patients in their own residence. The patient must be under the care of a physician-approved place of care, meet the definition of “homebound,” and be in need of skilled services on an intermittent basis. Patients often receive home health care following an acute care hospital discharge or because they require certain rehabilitation services.

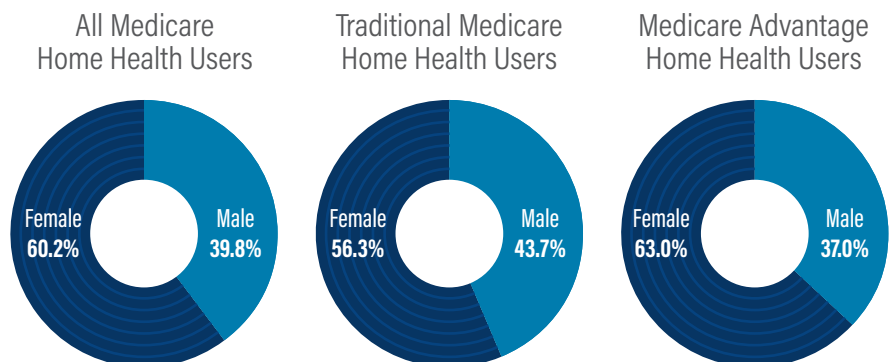
Oregon’s home health population includes a diverse set of patients who rely on home health care services daily.

Distribution of Home Health Users in Traditional Medicare and Medicare Advantage, 2022¹

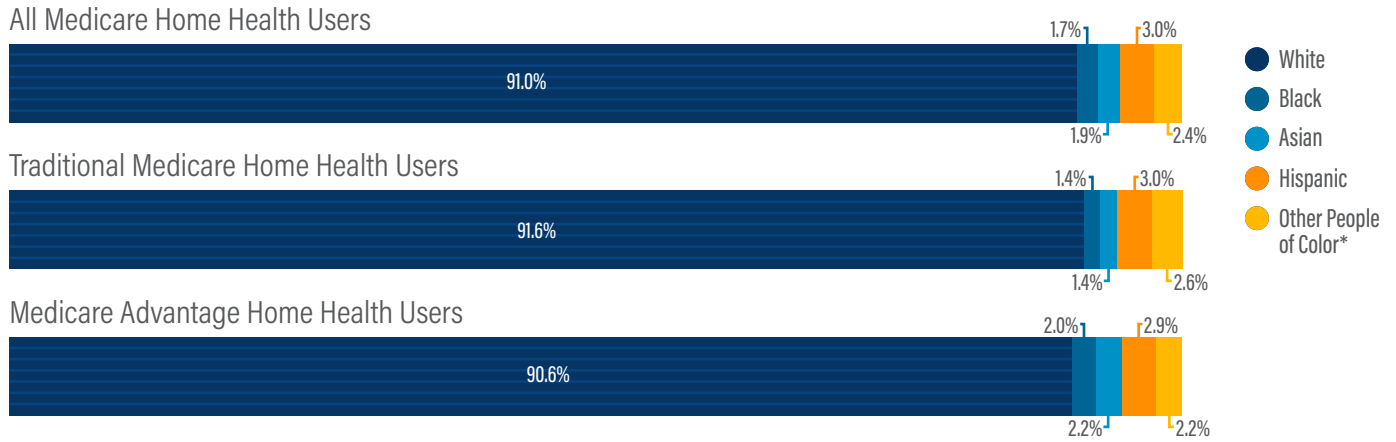


Source: KNG Health analysis of the Medicare Current Beneficiary Survey, 2021. Totals may not sum to 100 percent due to rounding.

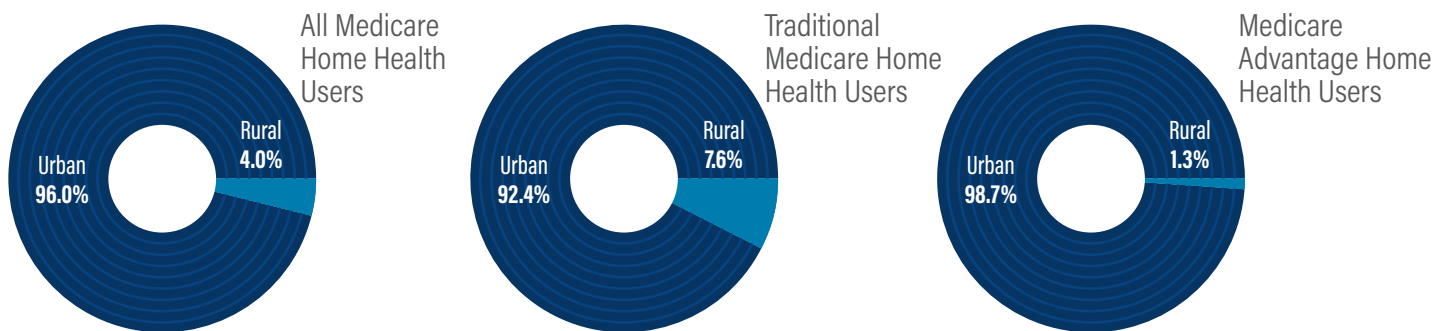
Gender Distribution of All Medicare Home Health Users, Traditional Medicare Home Health Users, and Home Health Users in Medicare Advantage, 2022¹



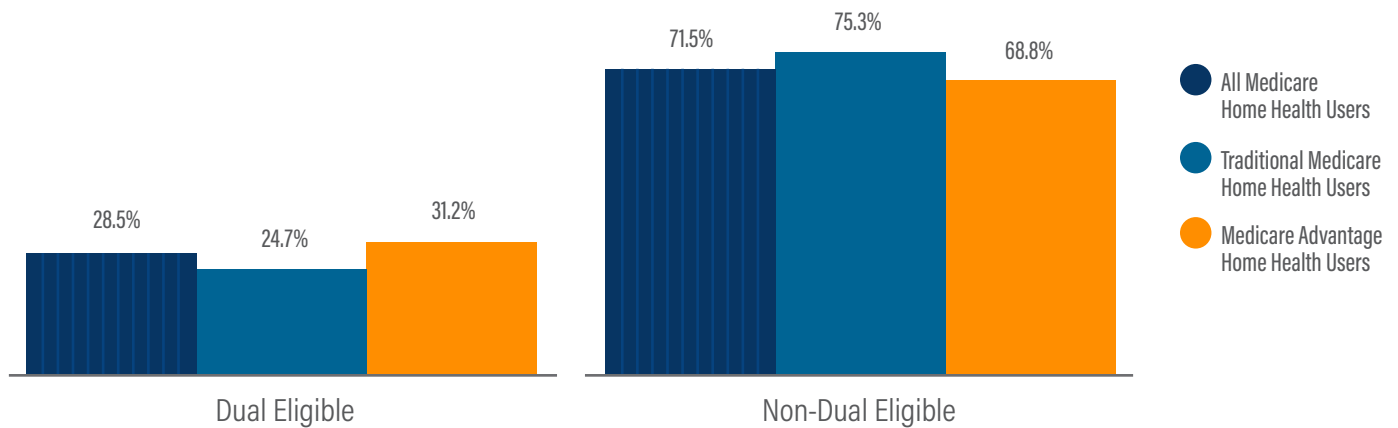
Race of All Medicare Home Health Users, Traditional Medicare Home Health Users, and Home Health Users in Medicare Advantage, 2022



Share of Medicare Home Health Users, Traditional Medical Home Health Users, and Home Health Users in Medicare Advantage by Urban-Rural Status, 2022¹



Dual Eligibility Status of All Medicare Home Health Users, Traditional Medicare Home Health Users, and Home Health Users in Medicare Advantage, 2021



¹ KNG Health analysis of the 100% Medicare Beneficiary Summary File and Home Health Outcome and Assessment Information Set (OASIS) data, 2022



HOME HEALTH: PENNSYLVANIA

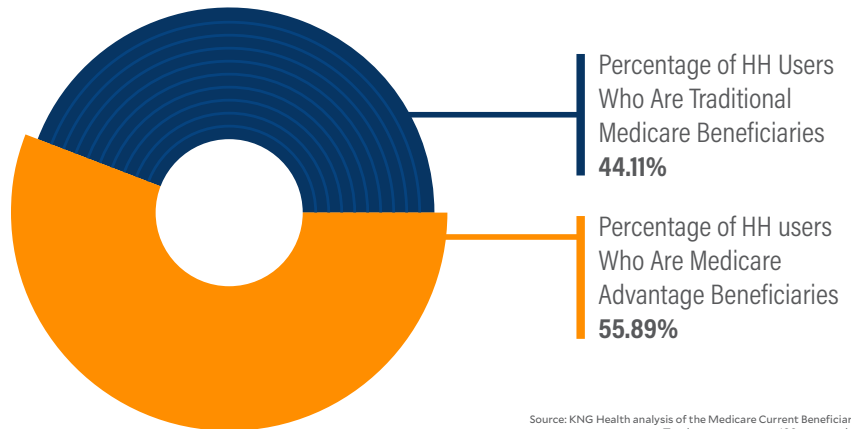
HOME HEALTH PATIENT DEMOGRAPHICS

Home health patients in Pennsylvania, be they enrolled in the traditional Medicare program or a Medicare Advantage plan, are a racially, socioeconomically, and geographically diverse group.

The Medicare home health benefit covers skilled nursing care and therapy services provided to patients in their own residence. The patient must be under the care of a physician-approved place of care, meet the definition of “homebound,” and be in need of skilled services on an intermittent basis. Patients often receive home health care following an acute care hospital discharge or because they require certain rehabilitation services.

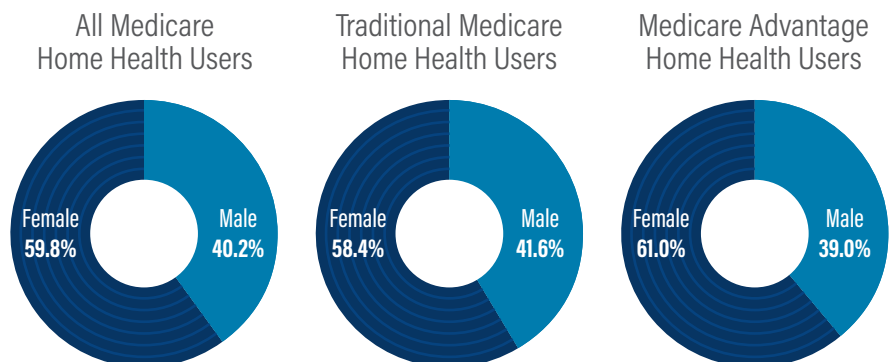
Pennsylvania’s home health population includes a diverse set of patients who rely on home health care services daily.

Distribution of Home Health Users in Traditional Medicare and Medicare Advantage, 2022¹



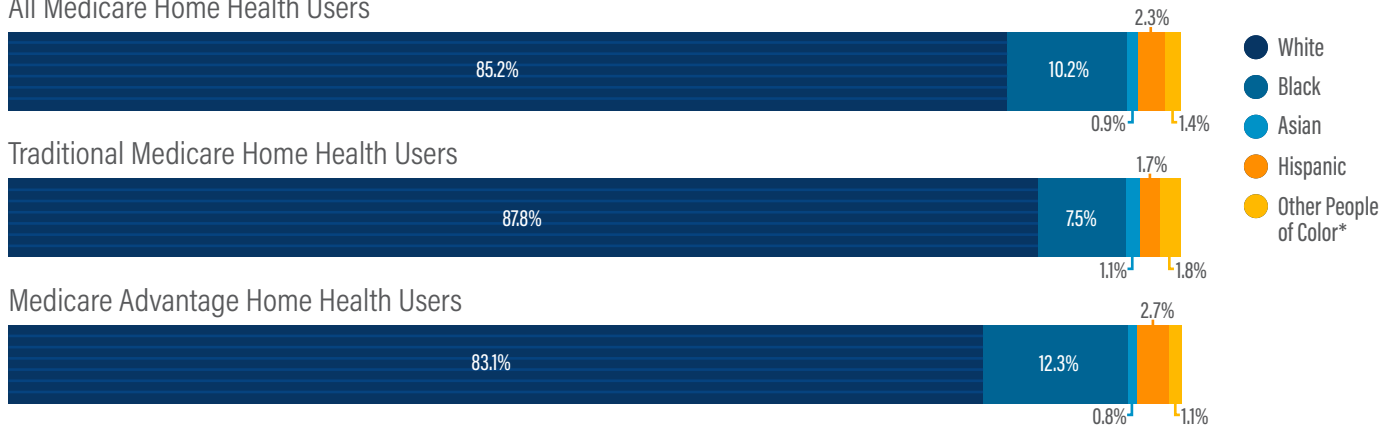
Source: KNG Health analysis of the Medicare Current Beneficiary Survey, 2021. Totals may not sum to 100 percent due to rounding.

Gender Distribution of All Medicare Home Health Users, Traditional Medicare Home Health Users, and Home Health Users in Medicare Advantage, 2022¹

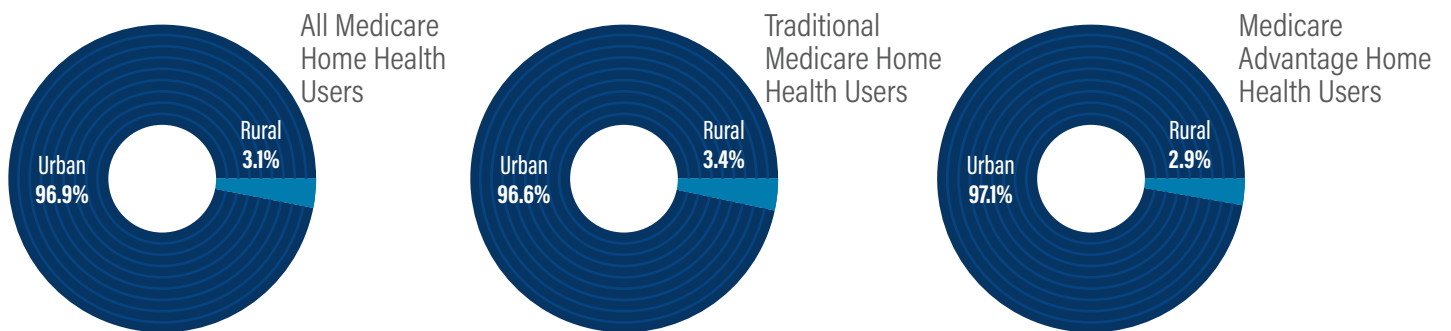


Race of All Medicare Home Health Users, Traditional Medicare Home Health Users, and Home Health Users in Medicare Advantage, 2022

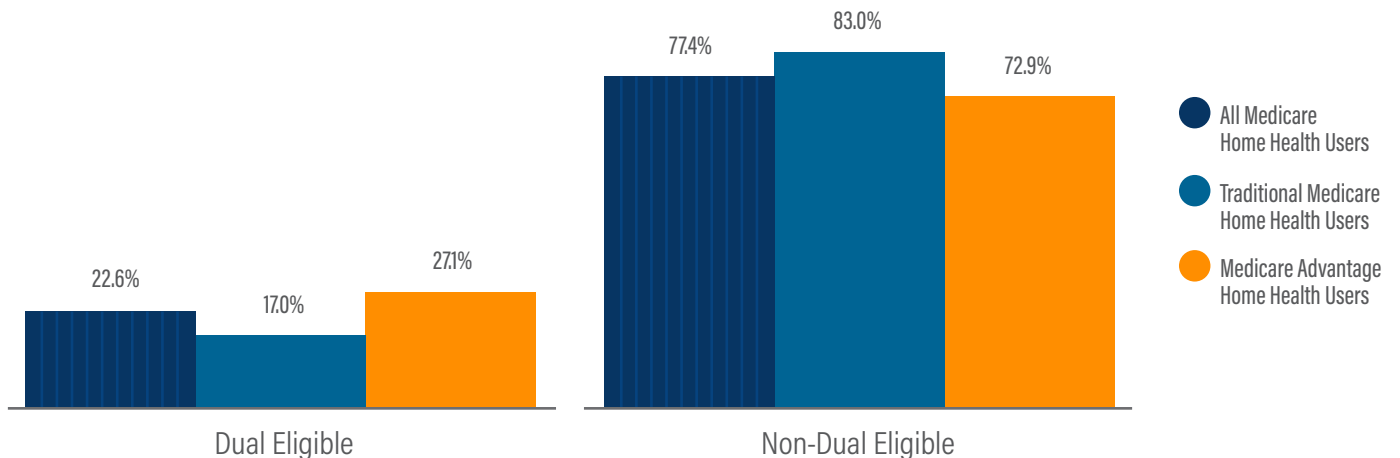
All Medicare Home Health Users



Share of Medicare Home Health Users, Traditional Medical Home Health Users, and Home Health Users in Medicare Advantage by Urban-Rural Status, 2022¹



Dual Eligibility Status of All Medicare Home Health Users, Traditional Medicare Home Health Users, and Home Health Users in Medicare Advantage, 2021



¹KNG Health analysis of the 100% Medicare Beneficiary Summary File and Home Health Outcome and Assessment Information Set (OASIS) data, 2022



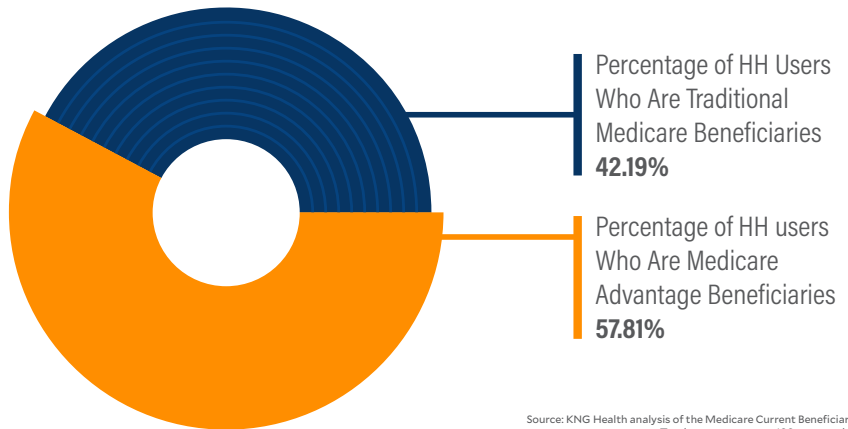
HOME HEALTH: RHODE ISLAND HOME HEALTH PATIENT DEMOGRAPHICS

Home health patients in Rhode Island, be they enrolled in the traditional Medicare program or a Medicare Advantage plan, are a racially, socioeconomically, and geographically diverse group.

The Medicare home health benefit covers skilled nursing care and therapy services provided to patients in their own residence. The patient must be under the care of a physician-approved place of care, meet the definition of “homebound,” and be in need of skilled services on an intermittent basis. Patients often receive home health care following an acute care hospital discharge or because they require certain rehabilitation services.

Rhode Island’s home health population includes a diverse set of patients who rely on home health care services daily.

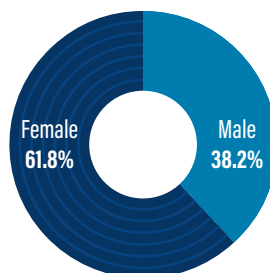
Distribution of Home Health Users in Traditional Medicare and Medicare Advantage, 2022¹



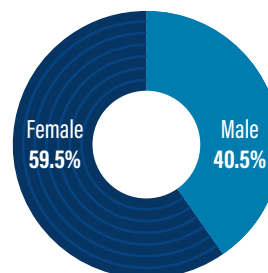
Source: KNG Health analysis of the Medicare Current Beneficiary Survey, 2021. Totals may not sum to 100 percent due to rounding.

Gender Distribution of All Medicare Home Health Users, Traditional Medicare Home Health Users, and Home Health Users in Medicare Advantage, 2022¹

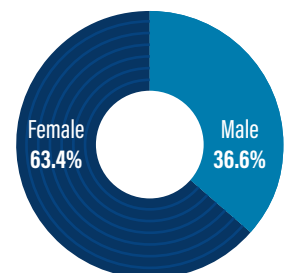
All Medicare Home Health Users



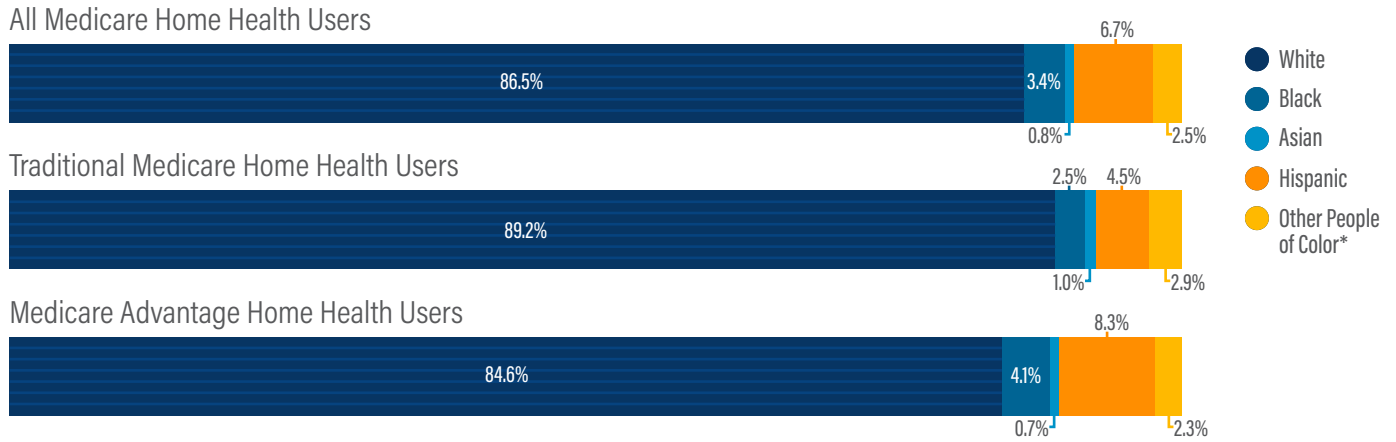
Traditional Medicare Home Health Users



Medicare Advantage Home Health Users



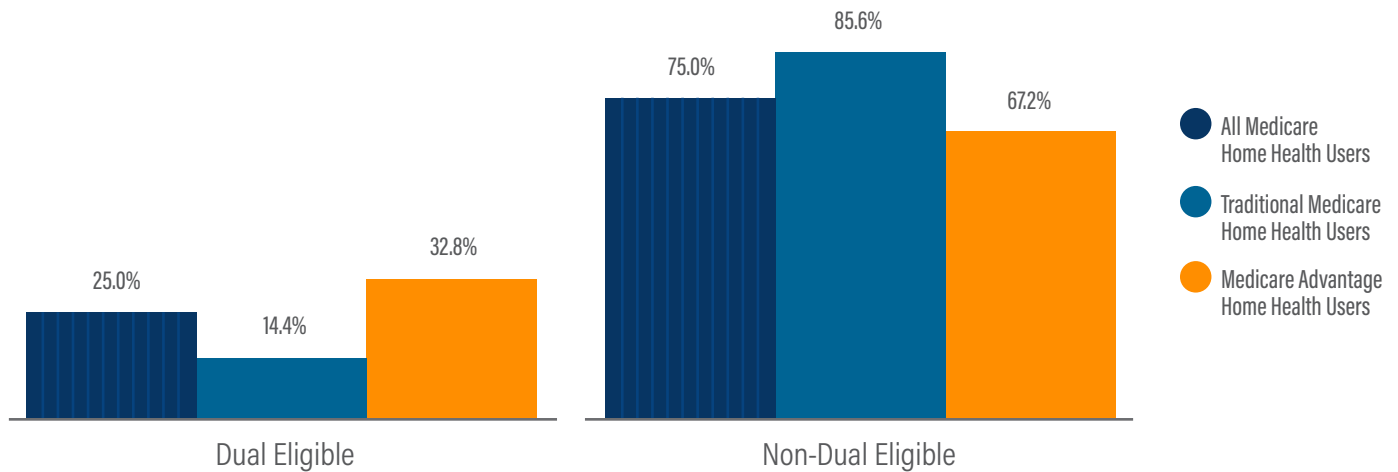
Race of All Medicare Home Health Users, Traditional Medicare Home Health Users, and Home Health Users in Medicare Advantage, 2022



Share of Medicare Home Health Users, Traditional Medical Home Health Users, and Home Health Users in Medicare Advantage by Urban-Rural Status, 2022¹



Dual Eligibility Status of All Medicare Home Health Users, Traditional Medicare Home Health Users, and Home Health Users in Medicare Advantage, 2021



¹KNG Health analysis of the 100% Medicare Beneficiary Summary File and Home Health Outcome and Assessment Information Set (OASIS) data, 2022



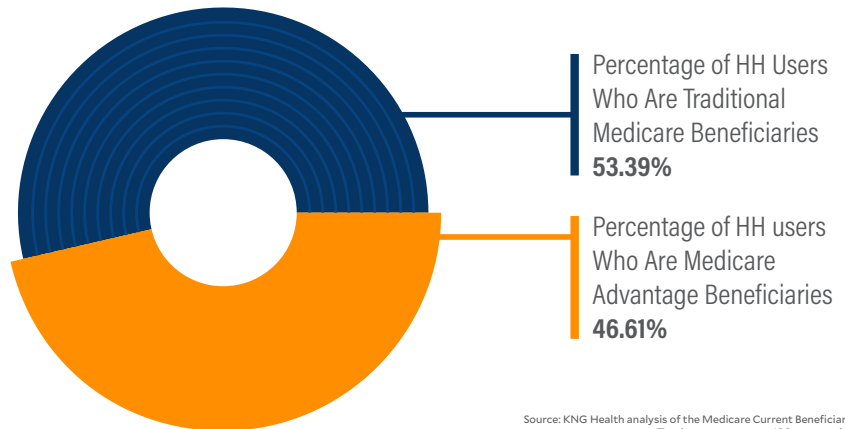
HOME HEALTH: SOUTH CAROLINA HOME HEALTH PATIENT DEMOGRAPHICS

Home health patients in South Carolina, be they enrolled in the traditional Medicare program or a Medicare Advantage plan, are a racially, socioeconomically, and geographically diverse group.

The Medicare home health benefit covers skilled nursing care and therapy services provided to patients in their own residence. The patient must be under the care of a physician-approved place of care, meet the definition of “homebound,” and be in need of skilled services on an intermittent basis. Patients often receive home health care following an acute care hospital discharge or because they require certain rehabilitation services.

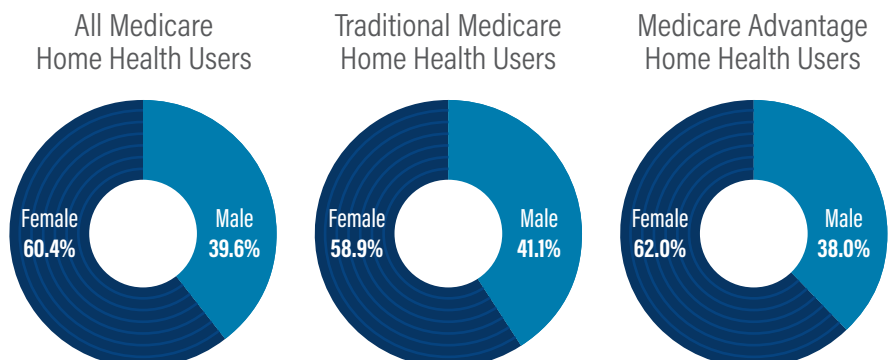
South Carolina’s home health population includes a diverse set of patients who rely on home health care services daily.

Distribution of Home Health Users in Traditional Medicare and Medicare Advantage, 2022¹

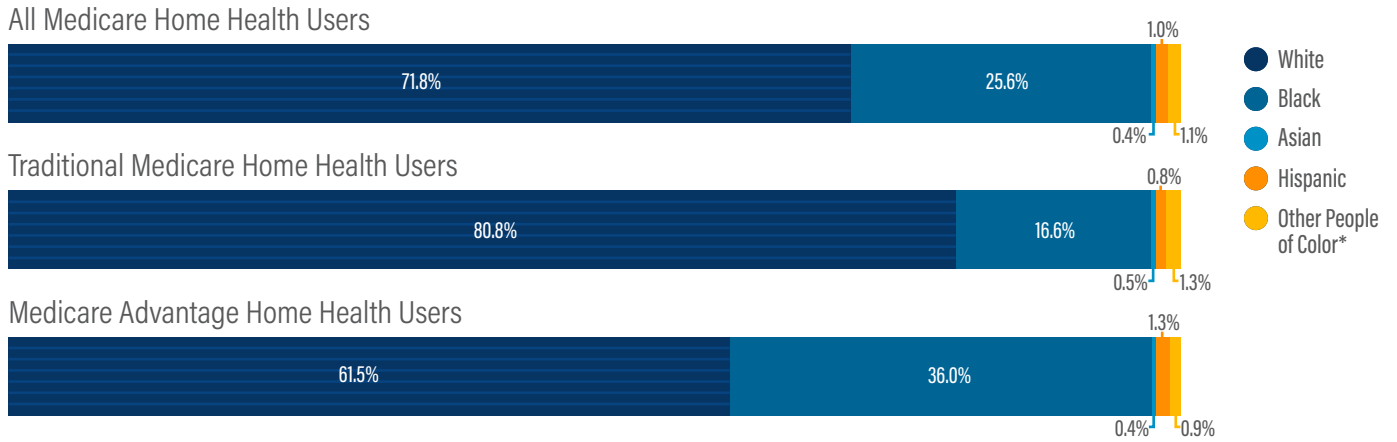


Source: KNG Health analysis of the Medicare Current Beneficiary Survey, 2021. Totals may not sum to 100 percent due to rounding.

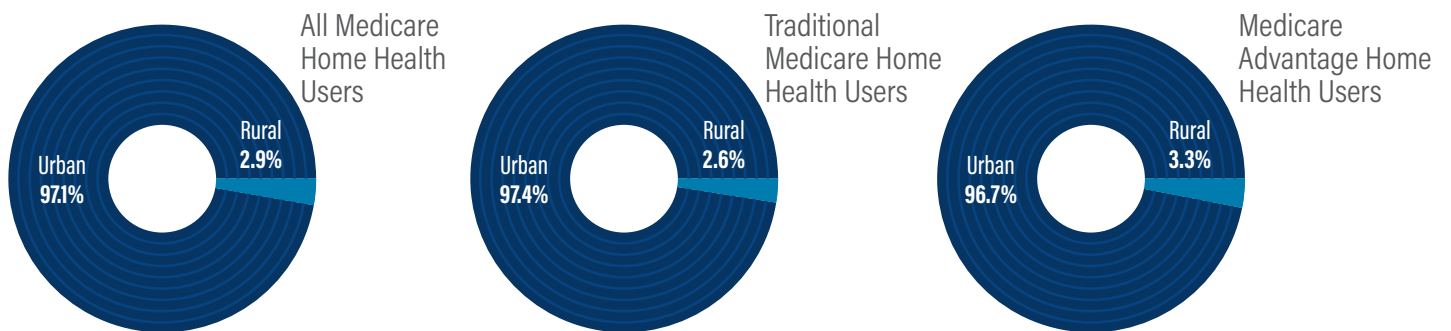
Gender Distribution of All Medicare Home Health Users, Traditional Medicare Home Health Users, and Home Health Users in Medicare Advantage, 2022¹



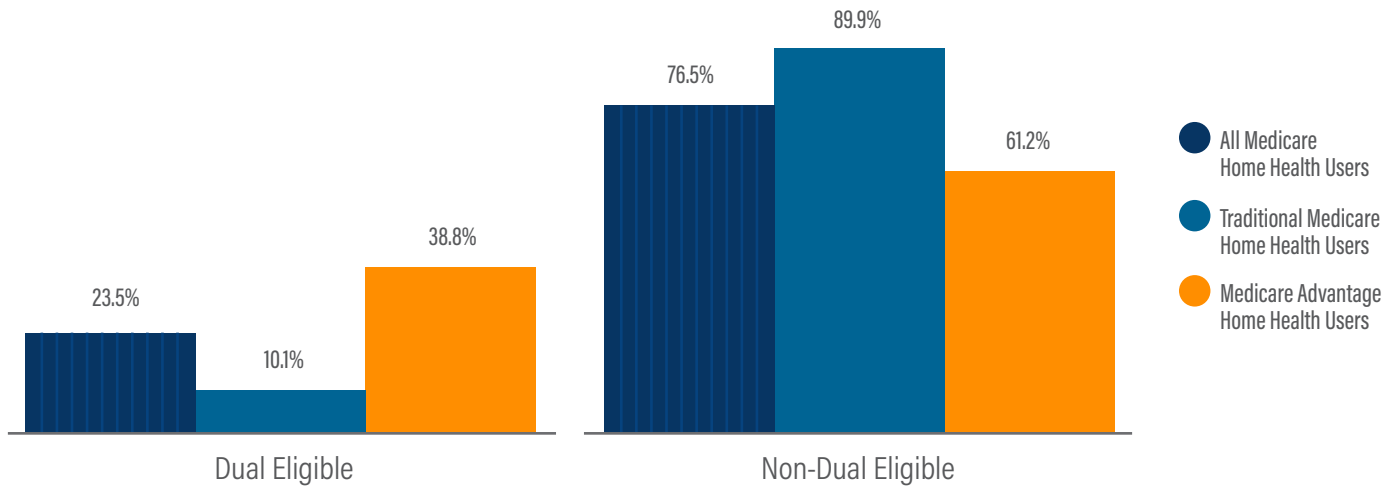
Race of All Medicare Home Health Users, Traditional Medicare Home Health Users, and Home Health Users in Medicare Advantage, 2022



Share of Medicare Home Health Users, Traditional Medical Home Health Users, and Home Health Users in Medicare Advantage by Urban-Rural Status, 2022¹



Dual Eligibility Status of All Medicare Home Health Users, Traditional Medicare Home Health Users, and Home Health Users in Medicare Advantage, 2021



*KNG Health analysis of the 100% Medicare Beneficiary Summary File and Home Health Outcome and Assessment Information Set (OASIS) data, 2022



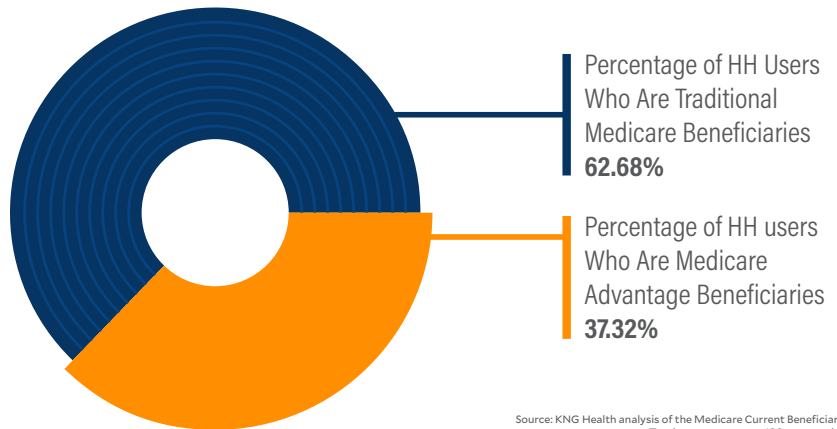
HOME HEALTH: SOUTH DAKOTA HOME HEALTH PATIENT DEMOGRAPHICS

Home health patients in South Dakota, be they enrolled in the traditional Medicare program or a Medicare Advantage plan, are a racially, socioeconomically, and geographically diverse group.

The Medicare home health benefit covers skilled nursing care and therapy services provided to patients in their own residence. The patient must be under the care of a physician-approved place of care, meet the definition of “homebound,” and be in need of skilled services on an intermittent basis. Patients often receive home health care following an acute care hospital discharge or because they require certain rehabilitation services.

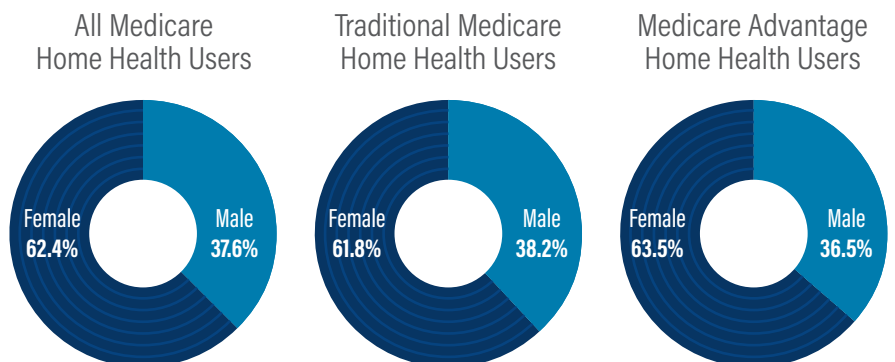
South Dakota’s home health population includes a diverse set of patients who rely on home health care services daily.

Distribution of Home Health Users in Traditional Medicare and Medicare Advantage, 2022¹

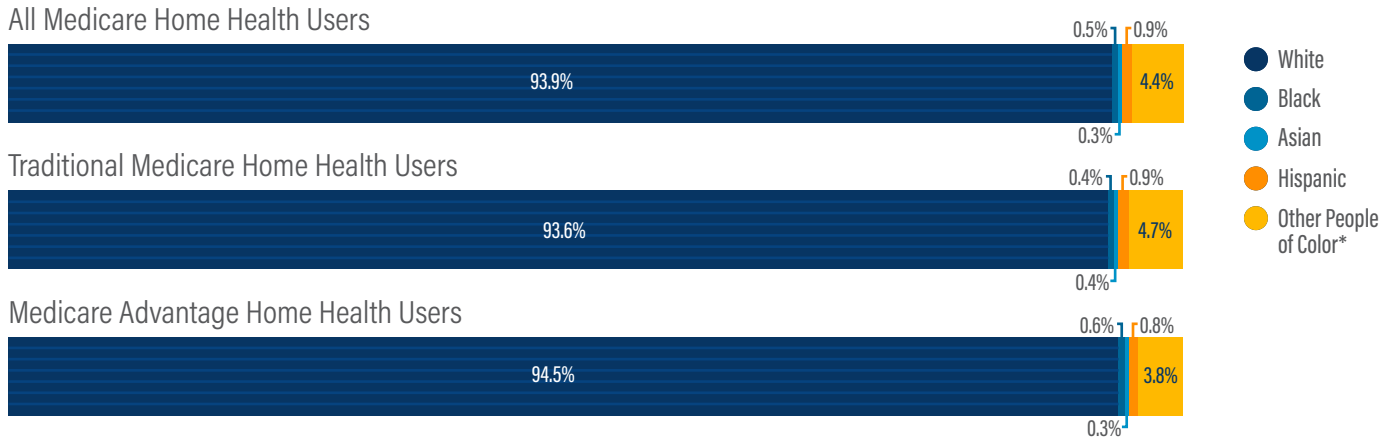


Source: KNG Health analysis of the Medicare Current Beneficiary Survey, 2021. Totals may not sum to 100 percent due to rounding.

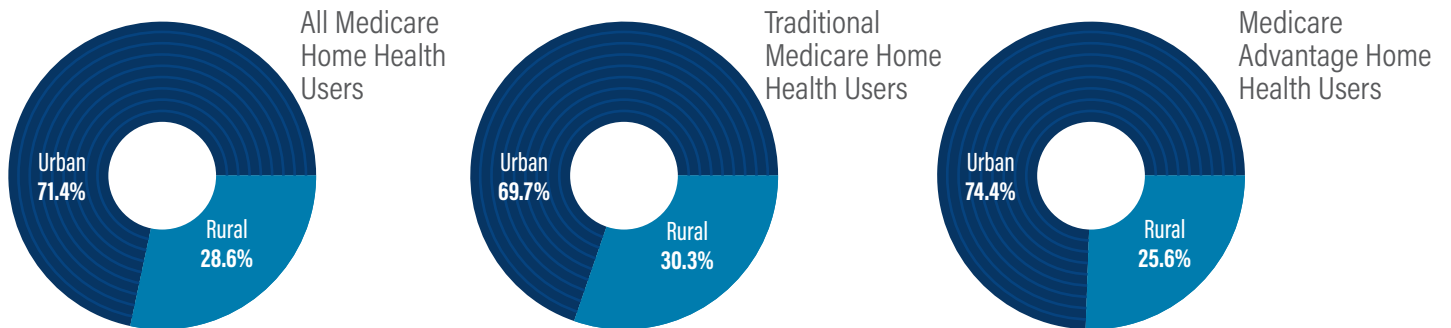
Gender Distribution of All Medicare Home Health Users, Traditional Medicare Home Health Users, and Home Health Users in Medicare Advantage, 2022¹



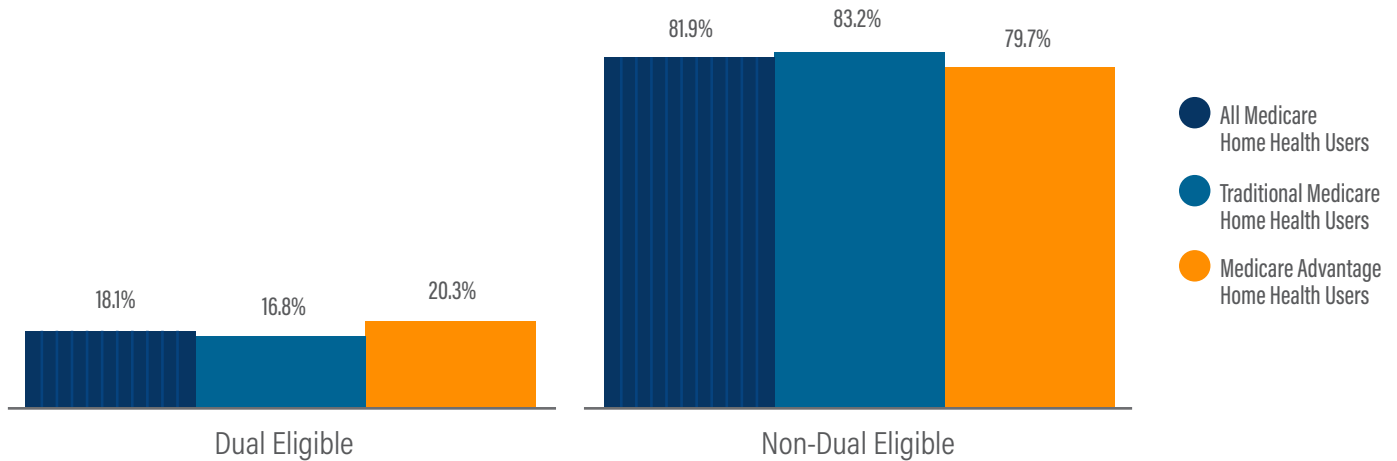
Race of All Medicare Home Health Users, Traditional Medicare Home Health Users, and Home Health Users in Medicare Advantage, 2022



Share of Medicare Home Health Users, Traditional Medical Home Health Users, and Home Health Users in Medicare Advantage by Urban-Rural Status, 2022¹



Dual Eligibility Status of All Medicare Home Health Users, Traditional Medicare Home Health Users, and Home Health Users in Medicare Advantage, 2021



¹KNG Health analysis of the 100% Medicare Beneficiary Summary File and Home Health Outcome and Assessment Information Set (OASIS) data, 2022



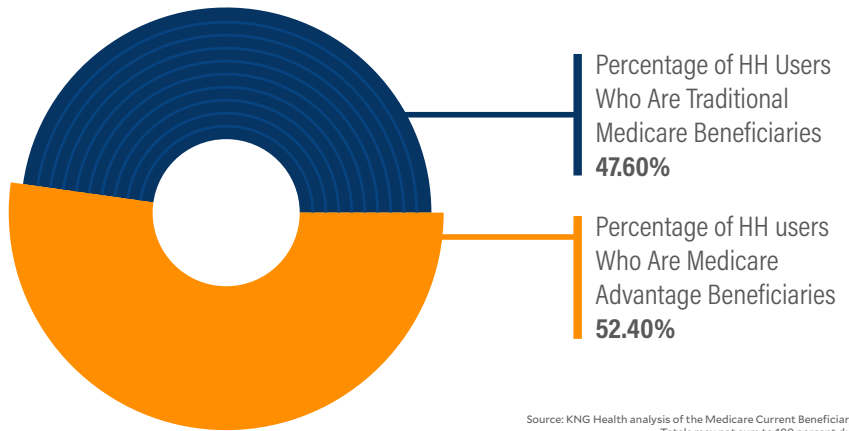
HOME HEALTH: TENNESSEE HOME HEALTH PATIENT DEMOGRAPHICS

Home health patients in Tennessee, be they enrolled in the traditional Medicare program or a Medicare Advantage plan, are a racially, socioeconomically, and geographically diverse group.

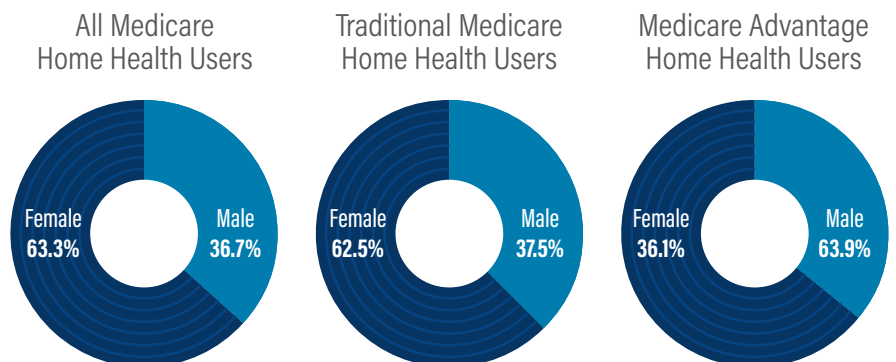
The Medicare home health benefit covers skilled nursing care and therapy services provided to patients in their own residence. The patient must be under the care of a physician-approved place of care, meet the definition of “homebound,” and be in need of skilled services on an intermittent basis. Patients often receive home health care following an acute care hospital discharge or because they require certain rehabilitation services.

Tennessee’s home health population includes a diverse set of patients who rely on home health care services daily.

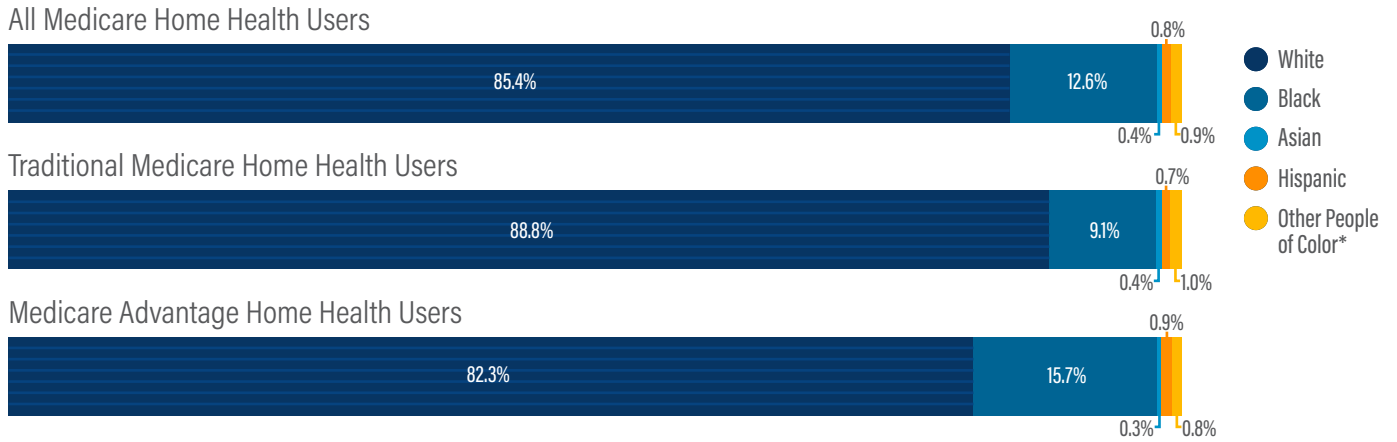
Distribution of Home Health Users in Traditional Medicare and Medicare Advantage, 2022¹



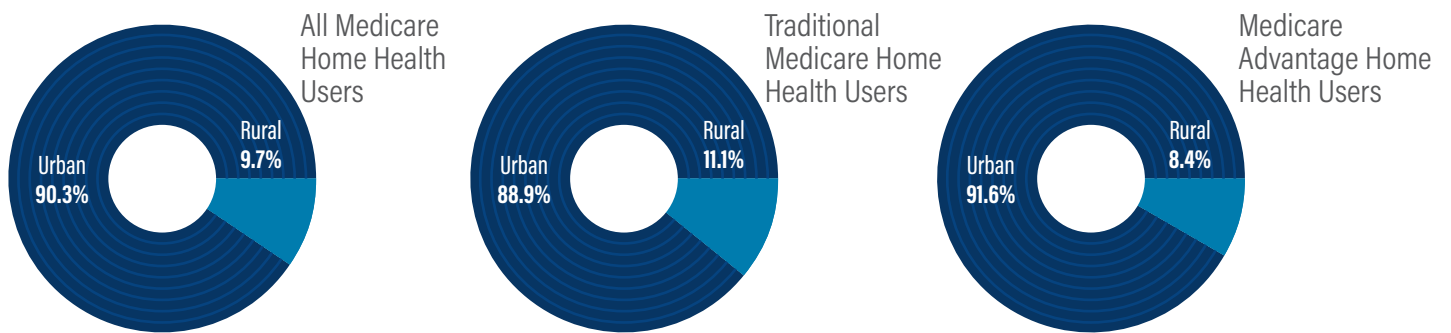
Gender Distribution of All Medicare Home Health Users, Traditional Medicare Home Health Users, and Home Health Users in Medicare Advantage, 2022¹



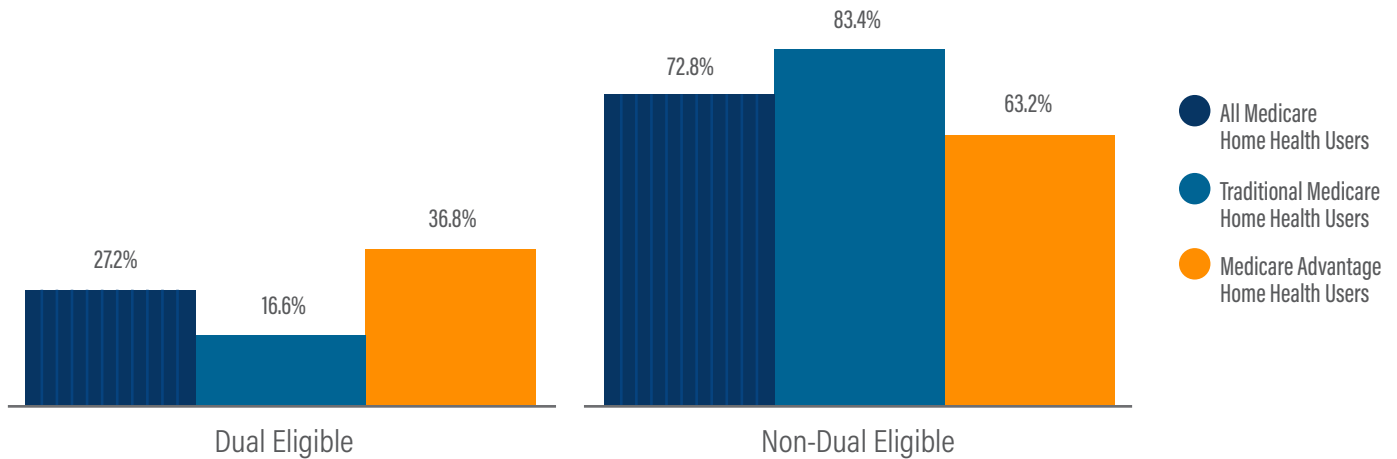
Race of All Medicare Home Health Users, Traditional Medicare Home Health Users, and Home Health Users in Medicare Advantage, 2022



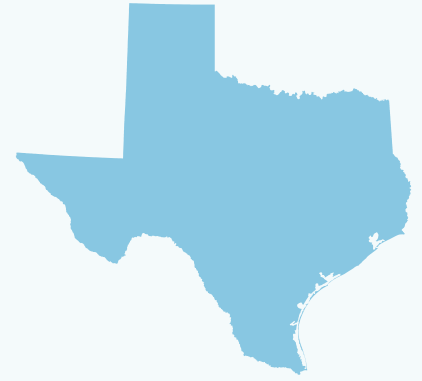
Share of Medicare Home Health Users, Traditional Medical Home Health Users, and Home Health Users in Medicare Advantage by Urban-Rural Status, 2022¹



Dual Eligibility Status of All Medicare Home Health Users, Traditional Medicare Home Health Users, and Home Health Users in Medicare Advantage, 2021



¹KNG Health analysis of the 100% Medicare Beneficiary Summary File and Home Health Outcome and Assessment Information Set (OASIS) data, 2022



HOME HEALTH: TEXAS

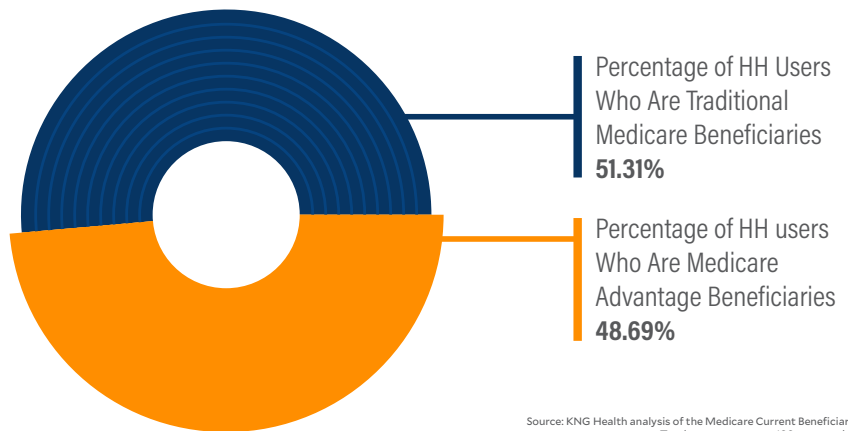
HOME HEALTH PATIENT DEMOGRAPHICS

Home health patients in Texas, be they enrolled in the traditional Medicare program or a Medicare Advantage plan, are a racially, socioeconomically, and geographically diverse group.

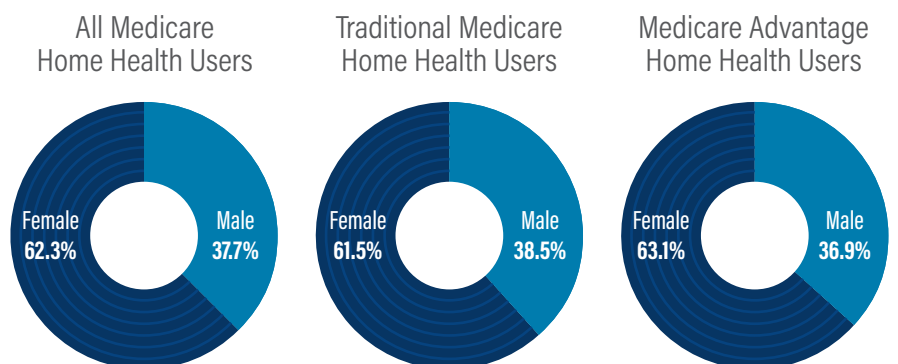
The Medicare home health benefit covers skilled nursing care and therapy services provided to patients in their own residence. The patient must be under the care of a physician-approved place of care, meet the definition of “homebound,” and be in need of skilled services on an intermittent basis. Patients often receive home health care following an acute care hospital discharge or because they require certain rehabilitation services.

Texas’s home health population includes a diverse set of patients who rely on home health care services daily.

Distribution of Home Health Users in Traditional Medicare and Medicare Advantage, 2022¹

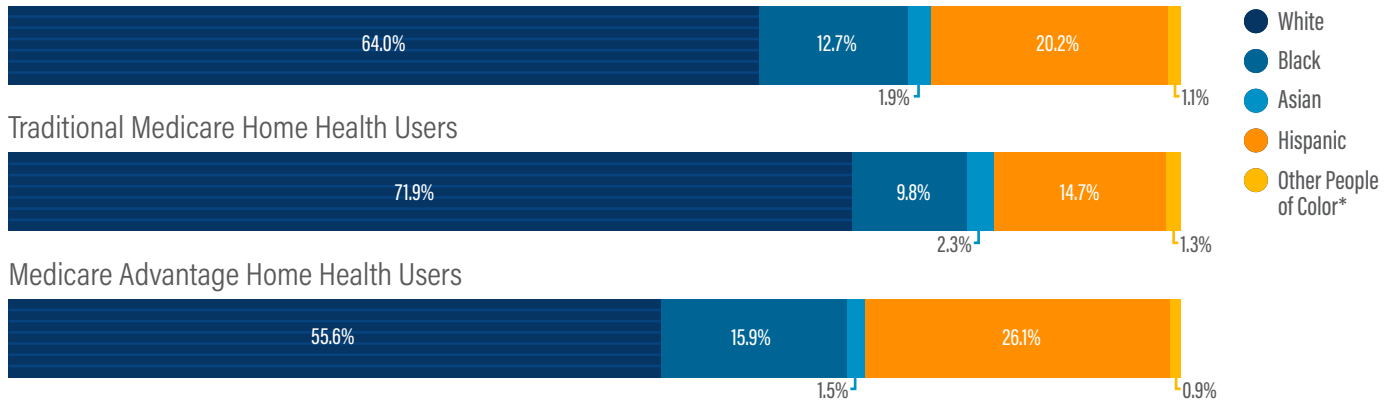


Gender Distribution of All Medicare Home Health Users, Traditional Medicare Home Health Users, and Home Health Users in Medicare Advantage, 2022¹

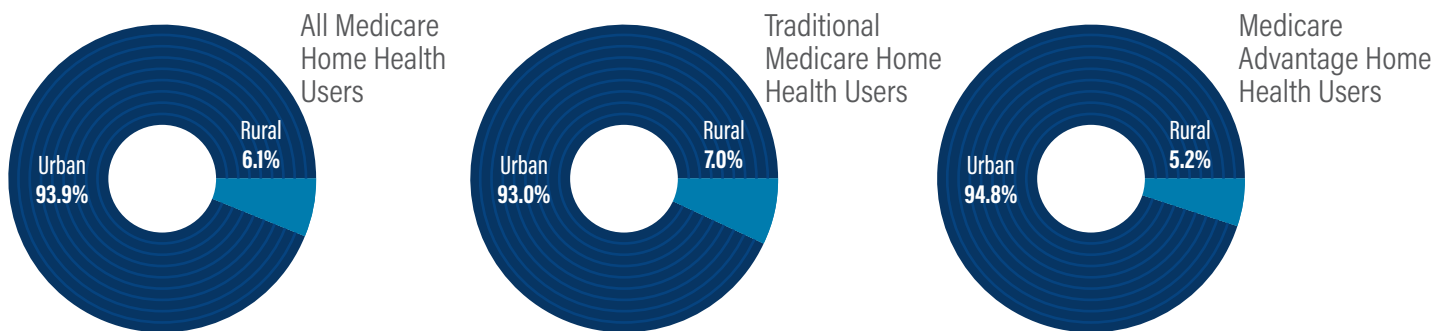


Race of All Medicare Home Health Users, Traditional Medicare Home Health Users, and Home Health Users in Medicare Advantage, 2022

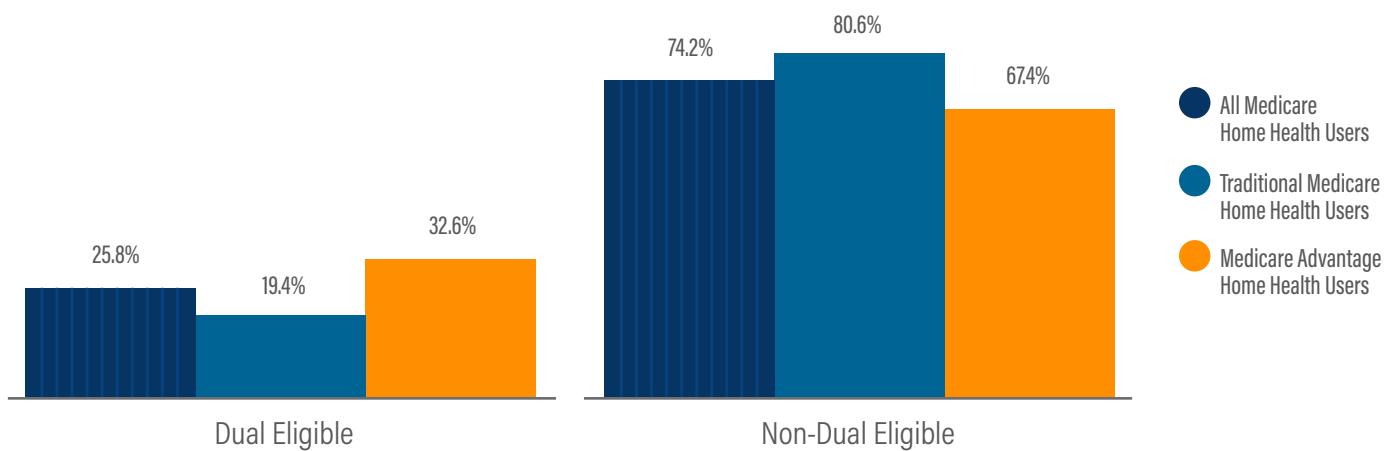
All Medicare Home Health Users



Share of Medicare Home Health Users, Traditional Medical Home Health Users, and Home Health Users in Medicare Advantage by Urban-Rural Status, 2022¹



Dual Eligibility Status of All Medicare Home Health Users, Traditional Medicare Home Health Users, and Home Health Users in Medicare Advantage, 2021



¹KNG Health analysis of the 100% Medicare Beneficiary Summary File and Home Health Outcome and Assessment Information Set (OASIS) data, 2022



HOME HEALTH: UTAH

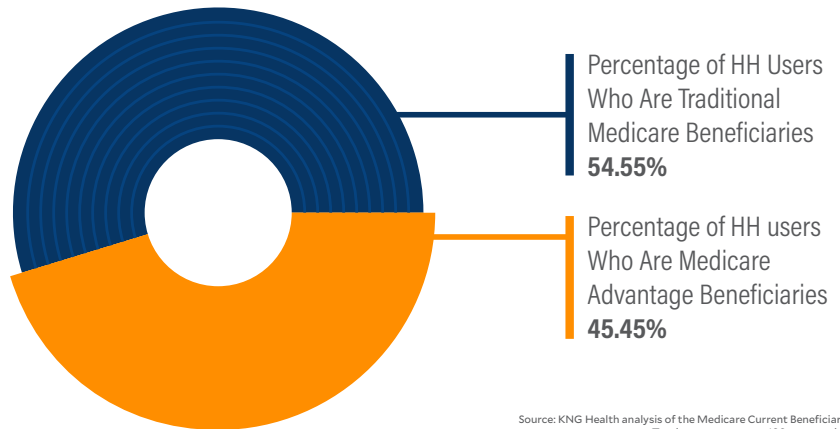
HOME HEALTH PATIENT DEMOGRAPHICS

Home health patients in Utah, be they enrolled in the traditional Medicare program or a Medicare Advantage plan, are a racially, socioeconomically, and geographically diverse group.

The Medicare home health benefit covers skilled nursing care and therapy services provided to patients in their own residence. The patient must be under the care of a physician-approved place of care, meet the definition of “homebound,” and be in need of skilled services on an intermittent basis. Patients often receive home health care following an acute care hospital discharge or because they require certain rehabilitation services.

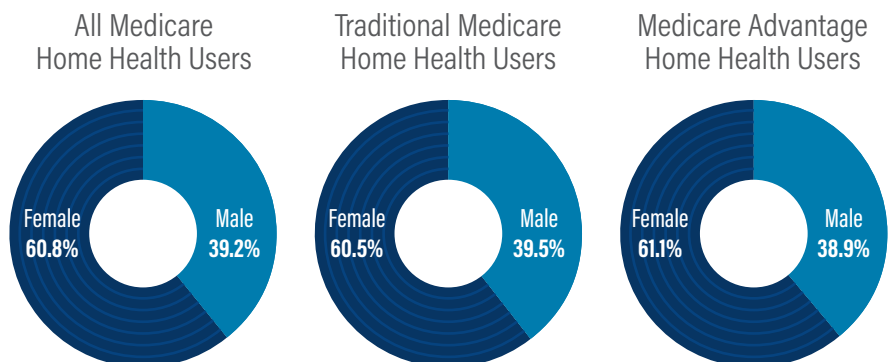
Utah’s home health population includes a diverse set of patients who rely on home health care services daily.

Distribution of Home Health Users in Traditional Medicare and Medicare Advantage, 2022¹

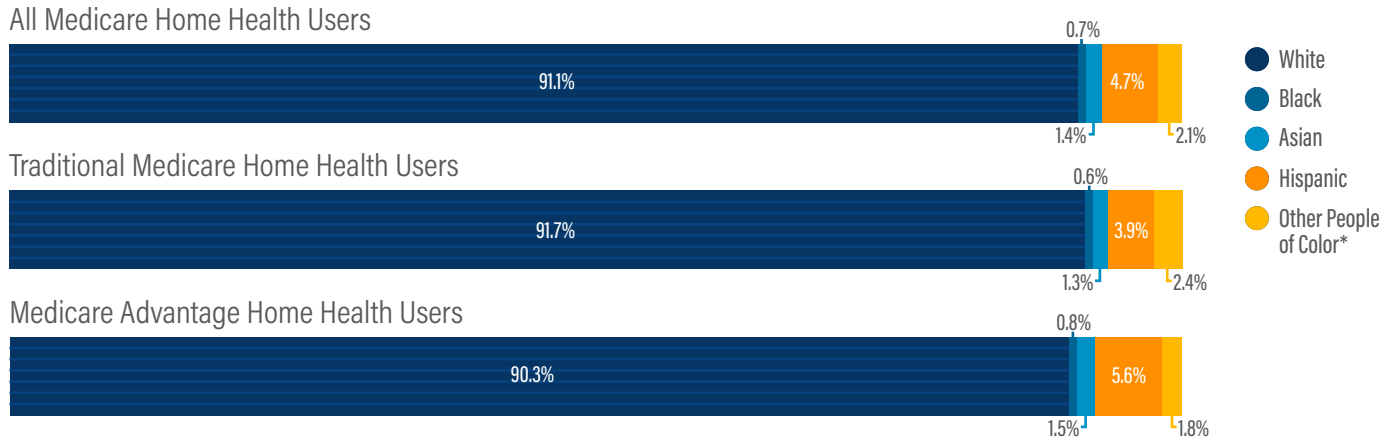


Source: KNG Health analysis of the Medicare Current Beneficiary Survey, 2021. Totals may not sum to 100 percent due to rounding.

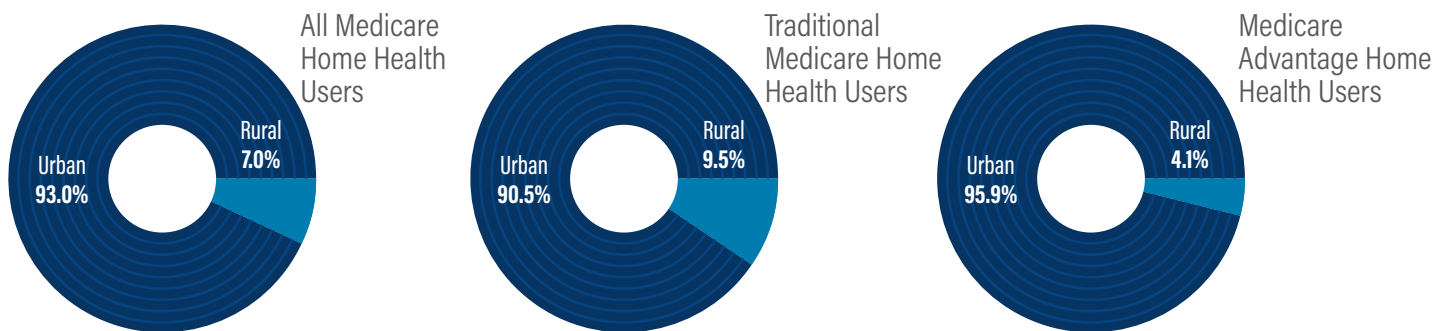
Gender Distribution of All Medicare Home Health Users, Traditional Medicare Home Health Users, and Home Health Users in Medicare Advantage, 2022¹



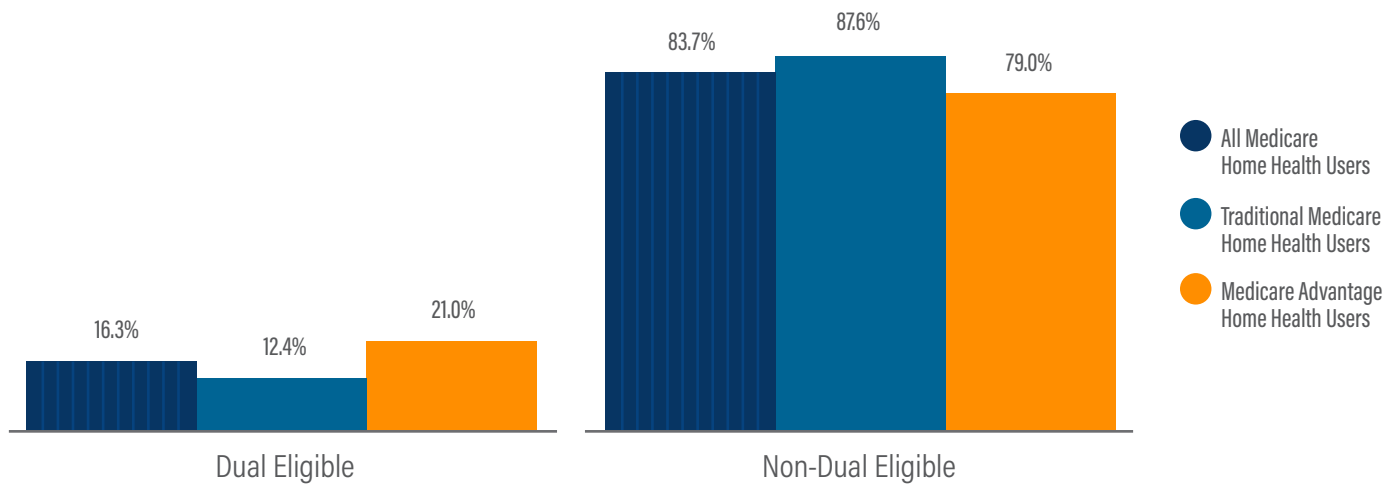
Race of All Medicare Home Health Users, Traditional Medicare Home Health Users, and Home Health Users in Medicare Advantage, 2022



Share of Medicare Home Health Users, Traditional Medical Home Health Users, and Home Health Users in Medicare Advantage by Urban-Rural Status, 2022¹



Dual Eligibility Status of All Medicare Home Health Users, Traditional Medicare Home Health Users, and Home Health Users in Medicare Advantage, 2021



¹KNG Health analysis of the 100% Medicare Beneficiary Summary File and Home Health Outcome and Assessment Information Set (OASIS) data, 2022



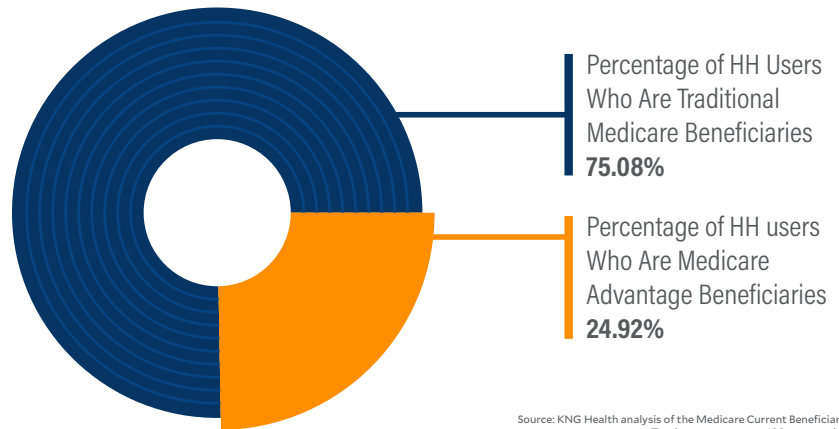
HOME HEALTH: VERMONT HOME HEALTH PATIENT DEMOGRAPHICS

Home health patients in Vermont, be they enrolled in the traditional Medicare program or a Medicare Advantage plan, are a racially, socioeconomically, and geographically diverse group.

The Medicare home health benefit covers skilled nursing care and therapy services provided to patients in their own residence. The patient must be under the care of a physician-approved place of care, meet the definition of “homebound,” and be in need of skilled services on an intermittent basis. Patients often receive home health care following an acute care hospital discharge or because they require certain rehabilitation services.

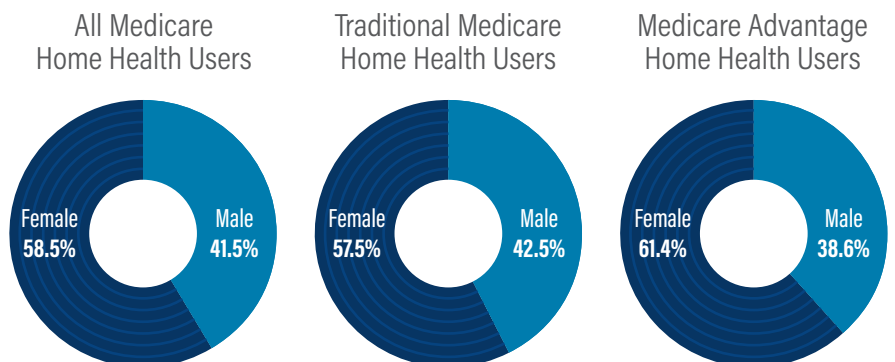
Vermont’s home health population includes a diverse set of patients who rely on home health care services daily.

Distribution of Home Health Users in Traditional Medicare and Medicare Advantage, 2022¹

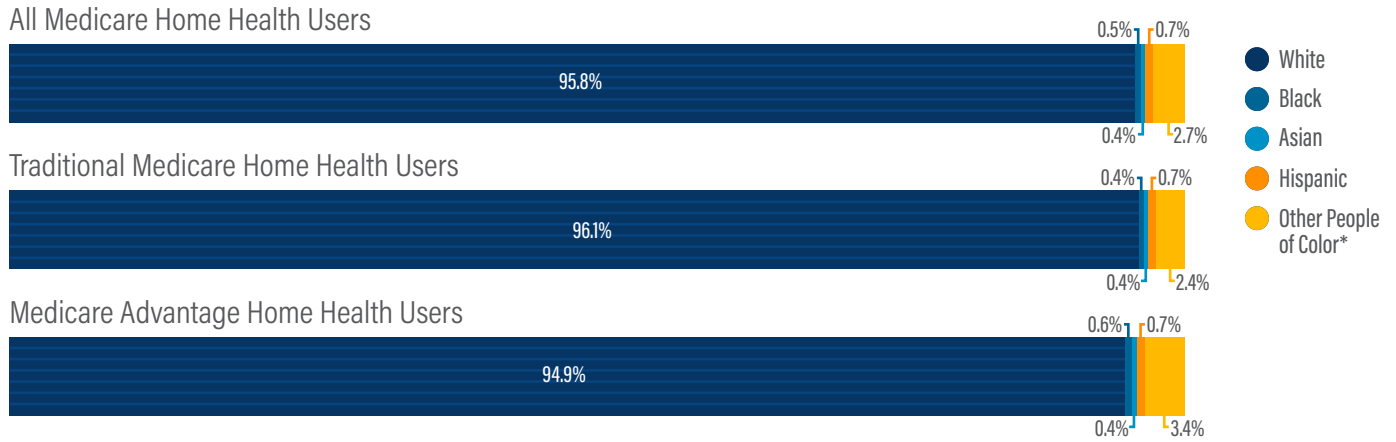


Source: KNG Health analysis of the Medicare Current Beneficiary Survey, 2021. Totals may not sum to 100 percent due to rounding.

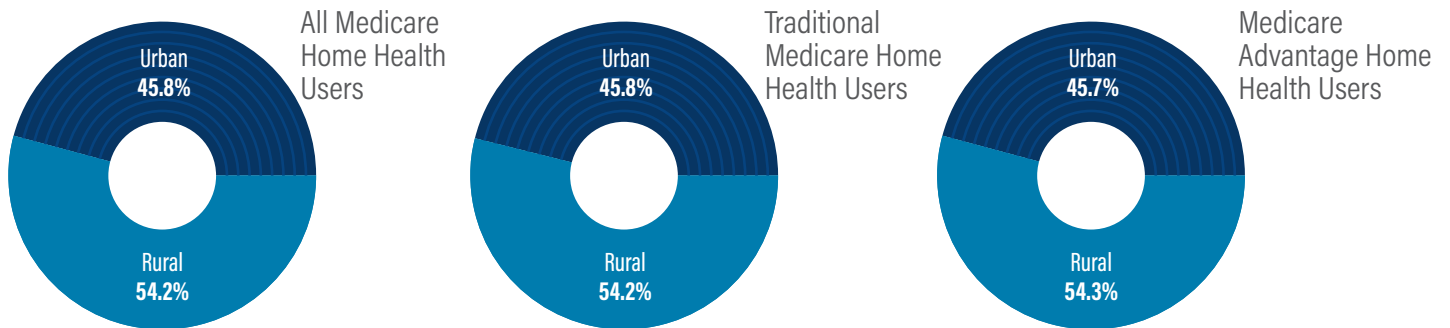
Gender Distribution of All Medicare Home Health Users, Traditional Medicare Home Health Users, and Home Health Users in Medicare Advantage, 2022¹



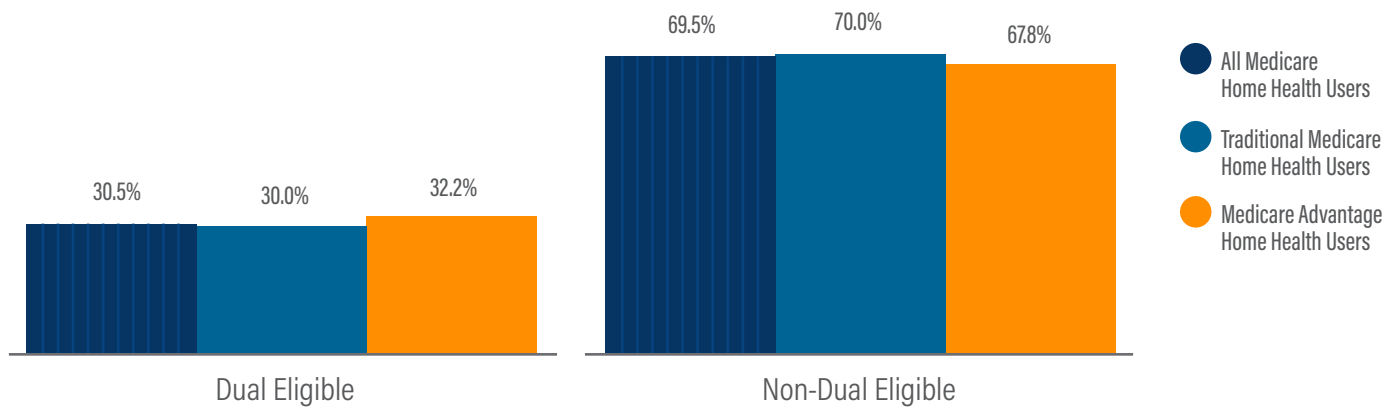
Race of All Medicare Home Health Users, Traditional Medicare Home Health Users, and Home Health Users in Medicare Advantage, 2022



Share of Medicare Home Health Users, Traditional Medical Home Health Users, and Home Health Users in Medicare Advantage by Urban-Rural Status, 2022¹



Dual Eligibility Status of All Medicare Home Health Users, Traditional Medicare Home Health Users, and Home Health Users in Medicare Advantage, 2021



¹KNG Health analysis of the 100% Medicare Beneficiary Summary File and Home Health Outcome and Assessment Information Set (OASIS) data, 2022

HOME HEALTH: VIRGINIA HOME HEALTH PATIENT DEMOGRAPHICS

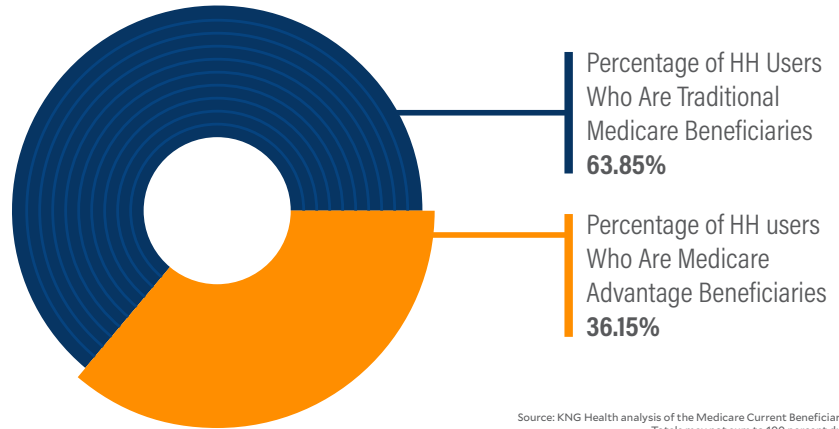


Home health patients in Virginia, be they enrolled in the traditional Medicare program or a Medicare Advantage plan, are a racially, socioeconomically, and geographically diverse group.

The Medicare home health benefit covers skilled nursing care and therapy services provided to patients in their own residence. The patient must be under the care of a physician-approved place of care, meet the definition of “homebound,” and be in need of skilled services on an intermittent basis. Patients often receive home health care following an acute care hospital discharge or because they require certain rehabilitation services.

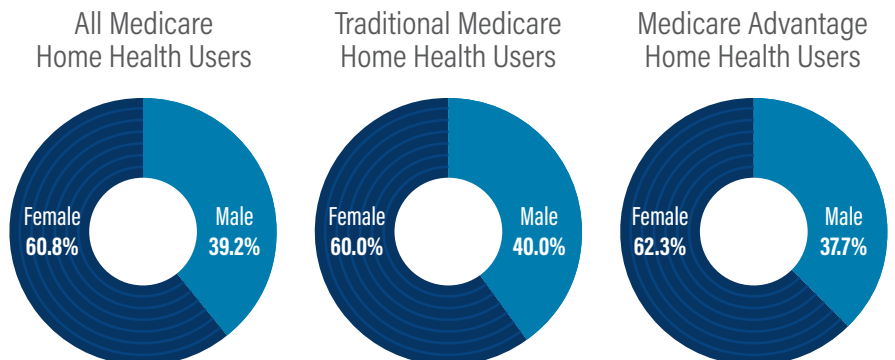
Virginia’s home health population includes a diverse set of patients who rely on home health care services daily.

Distribution of Home Health Users in Traditional Medicare and Medicare Advantage, 2022¹

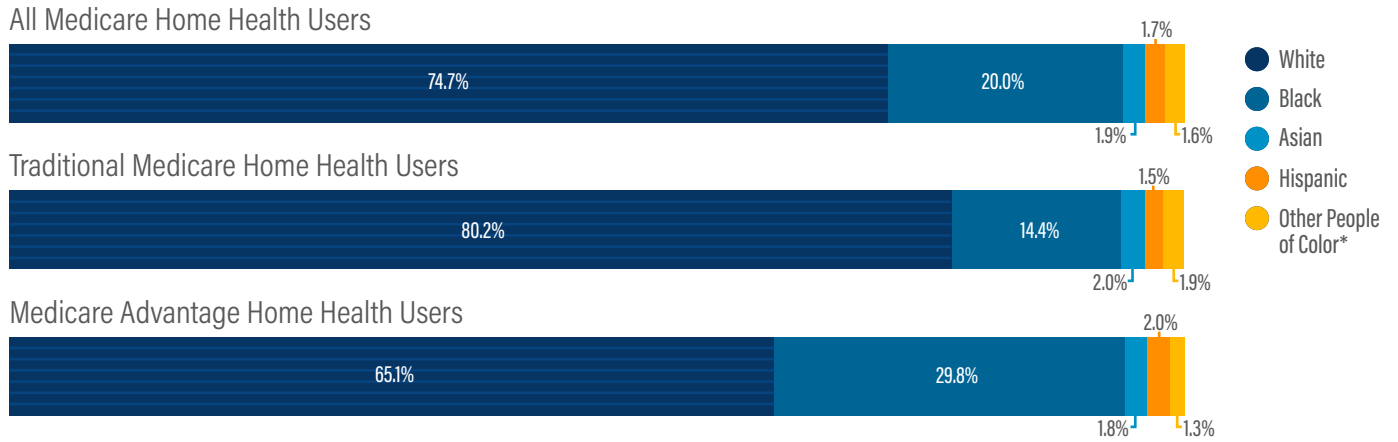


Source: KNG Health analysis of the Medicare Current Beneficiary Survey, 2021. Totals may not sum to 100 percent due to rounding.

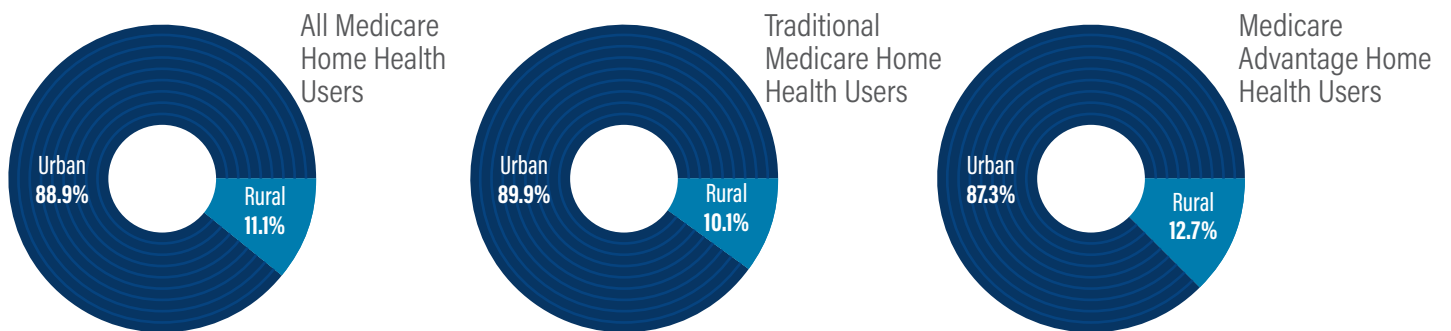
Gender Distribution of All Medicare Home Health Users, Traditional Medicare Home Health Users, and Home Health Users in Medicare Advantage, 2022¹



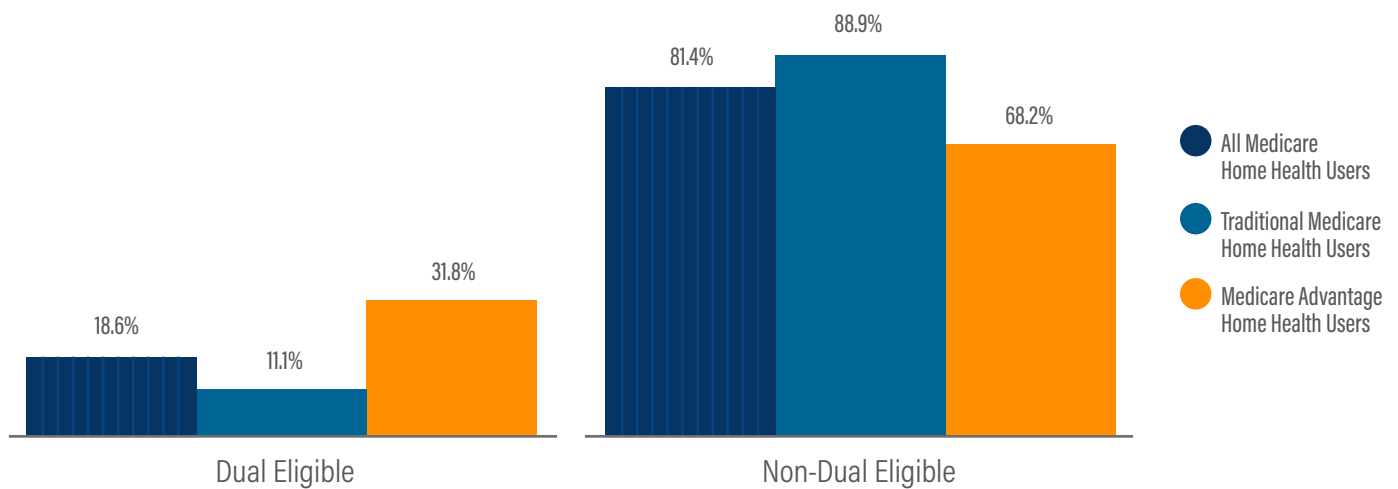
Race of All Medicare Home Health Users, Traditional Medicare Home Health Users, and Home Health Users in Medicare Advantage, 2022



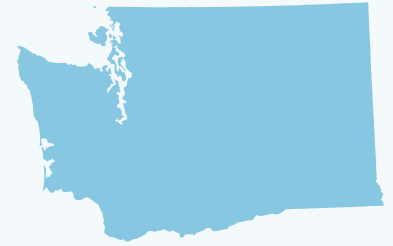
Share of Medicare Home Health Users, Traditional Medical Home Health Users, and Home Health Users in Medicare Advantage by Urban-Rural Status, 2022¹



Dual Eligibility Status of All Medicare Home Health Users, Traditional Medicare Home Health Users, and Home Health Users in Medicare Advantage, 2021



*KNG Health analysis of the 100% Medicare Beneficiary Summary File and Home Health Outcome and Assessment Information Set (OASIS) data, 2022



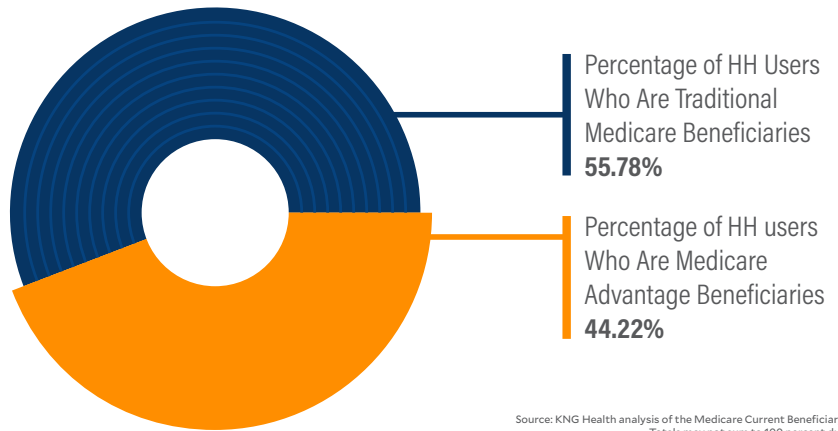
HOME HEALTH: WASHINGTON HOME HEALTH PATIENT DEMOGRAPHICS

Home health patients in Washington, be they enrolled in the traditional Medicare program or a Medicare Advantage plan, are a racially, socioeconomically, and geographically diverse group.

The Medicare home health benefit covers skilled nursing care and therapy services provided to patients in their own residence. The patient must be under the care of a physician-approved place of care, meet the definition of “homebound,” and be in need of skilled services on an intermittent basis. Patients often receive home health care following an acute care hospital discharge or because they require certain rehabilitation services.

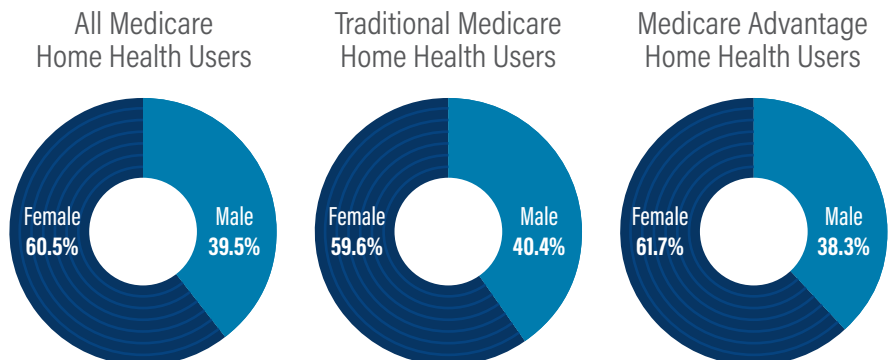
Washington’s home health population includes a diverse set of patients who rely on home health care services daily.

Distribution of Home Health Users in Traditional Medicare and Medicare Advantage, 2022¹

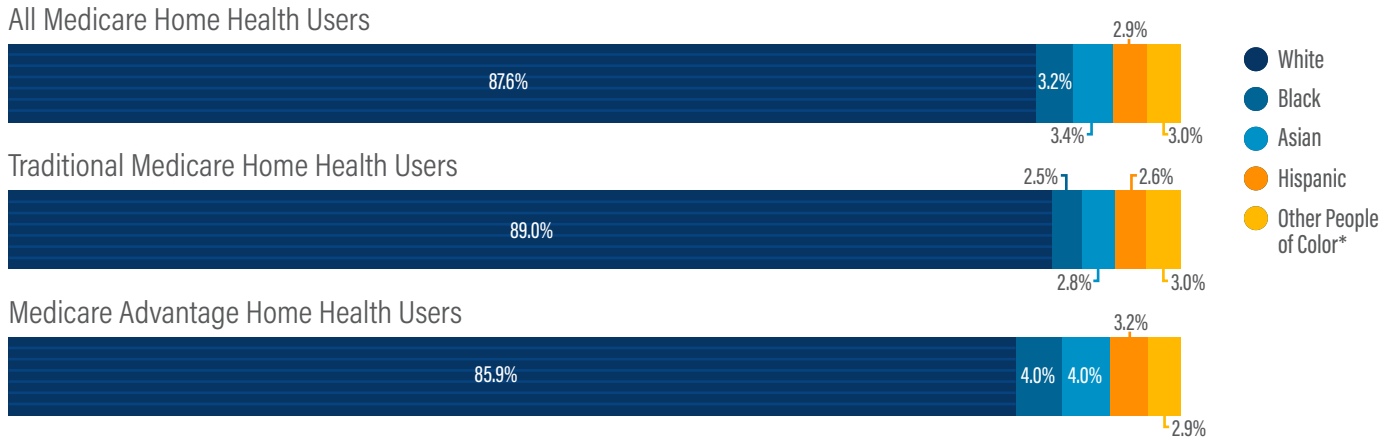


Source: KNG Health analysis of the Medicare Current Beneficiary Survey, 2021. Totals may not sum to 100 percent due to rounding.

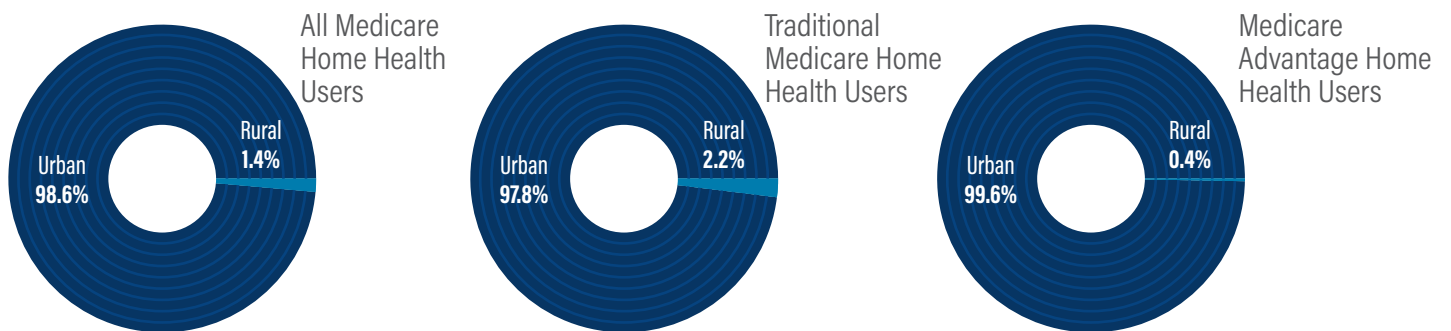
Gender Distribution of All Medicare Home Health Users, Traditional Medicare Home Health Users, and Home Health Users in Medicare Advantage, 2022¹



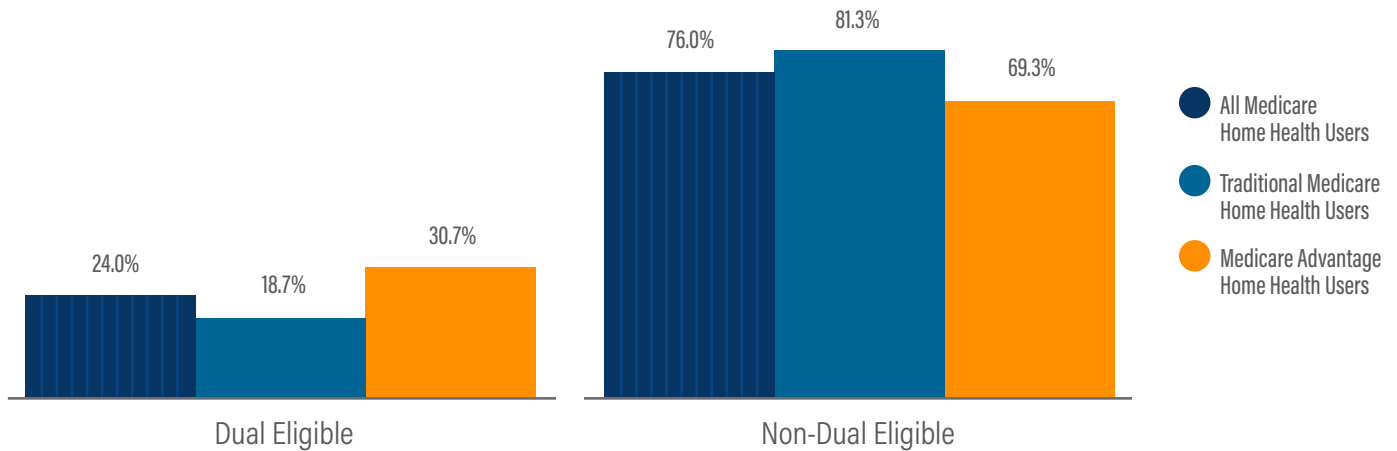
Race of All Medicare Home Health Users, Traditional Medicare Home Health Users, and Home Health Users in Medicare Advantage, 2022



Share of Medicare Home Health Users, Traditional Medicare Home Health Users, and Home Health Users in Medicare Advantage by Urban-Rural Status, 2022¹



Dual Eligibility Status of All Medicare Home Health Users, Traditional Medicare Home Health Users, and Home Health Users in Medicare Advantage, 2021



¹KNG Health analysis of the 100% Medicare Beneficiary Summary File and Home Health Outcome and Assessment Information Set (OASIS) data, 2022



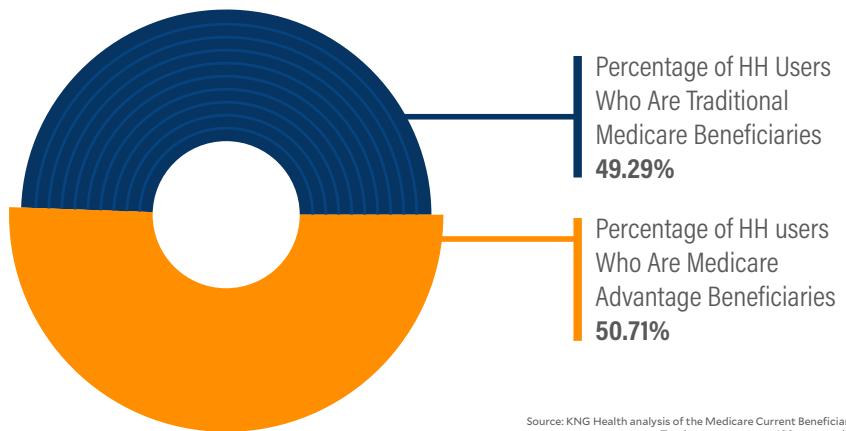
HOME HEALTH: WEST VIRGINIA HOME HEALTH PATIENT DEMOGRAPHICS

■ Home health patients in West Virginia, be they enrolled in the traditional Medicare program or a Medicare Advantage plan, are a racially, socioeconomically, and geographically diverse group.

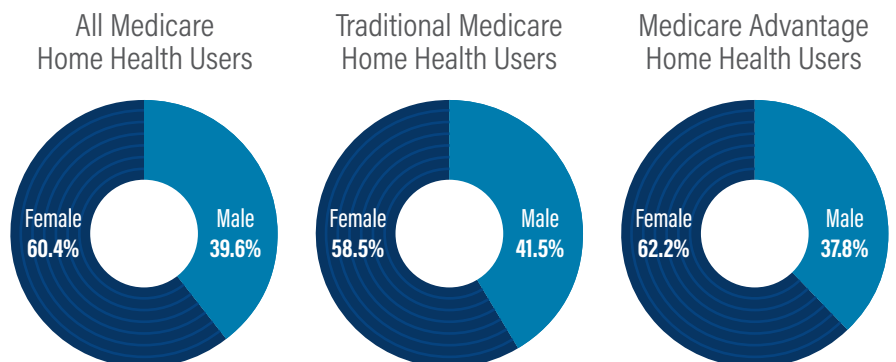
The Medicare home health benefit covers skilled nursing care and therapy services provided to patients in their own residence. The patient must be under the care of a physician-approved place of care, meet the definition of “homebound,” and be in need of skilled services on an intermittent basis. Patients often receive home health care following an acute care hospital discharge or because they require certain rehabilitation services.

West Virginia’s home health population includes a diverse set of patients who rely on home health care services daily.

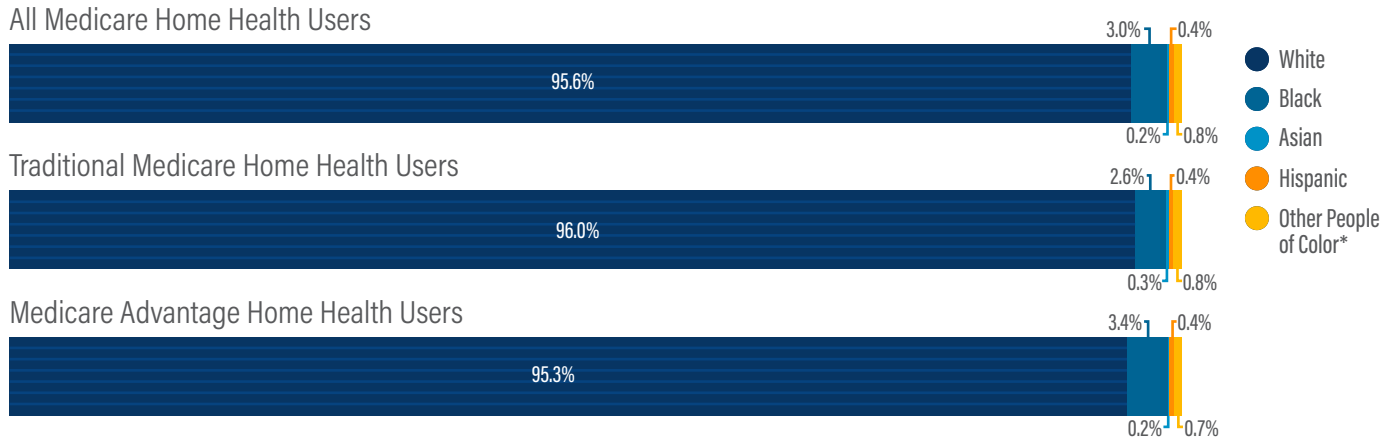
Distribution of Home Health Users in Traditional Medicare and Medicare Advantage, 2022¹



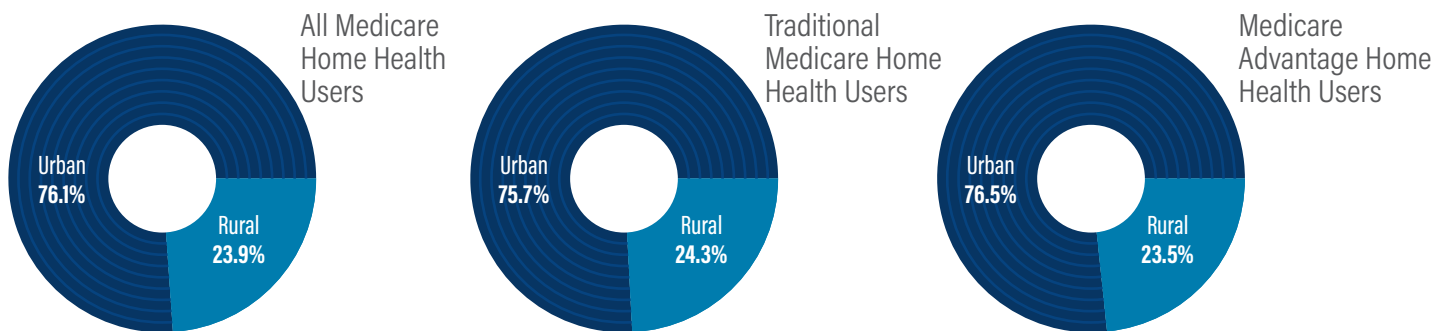
Gender Distribution of All Medicare Home Health Users, Traditional Medicare Home Health Users, and Home Health Users in Medicare Advantage, 2022¹



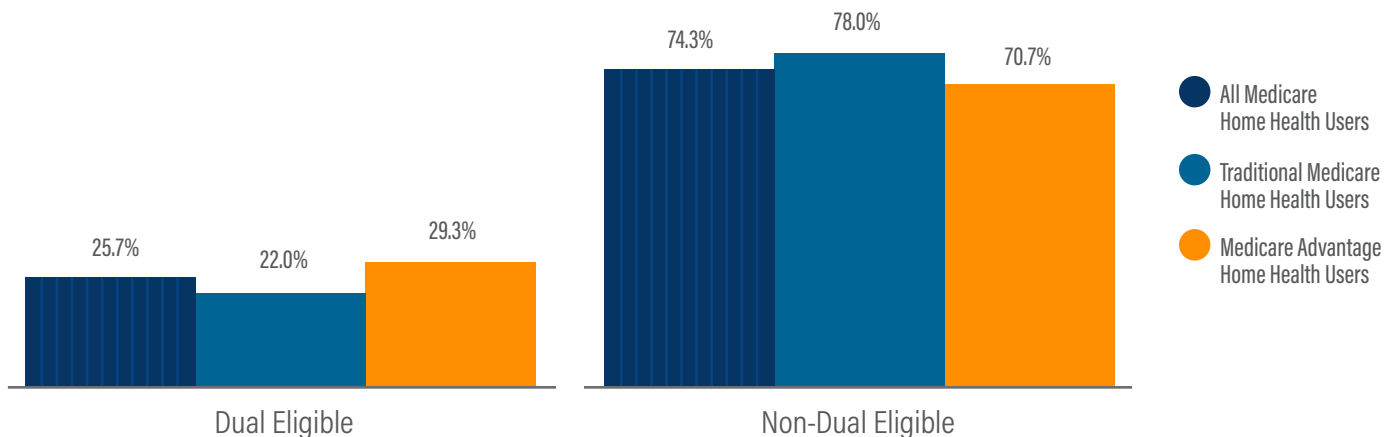
Race of All Medicare Home Health Users, Traditional Medicare Home Health Users, and Home Health Users in Medicare Advantage, 2022



Share of Medicare Home Health Users, Traditional Medical Home Health Users, and Home Health Users in Medicare Advantage by Urban-Rural Status, 2022¹



Dual Eligibility Status of All Medicare Home Health Users, Traditional Medicare Home Health Users, and Home Health Users in Medicare Advantage, 2021



¹KNG Health analysis of the 100% Medicare Beneficiary Summary File and Home Health Outcome and Assessment Information Set (OASIS) data, 2022



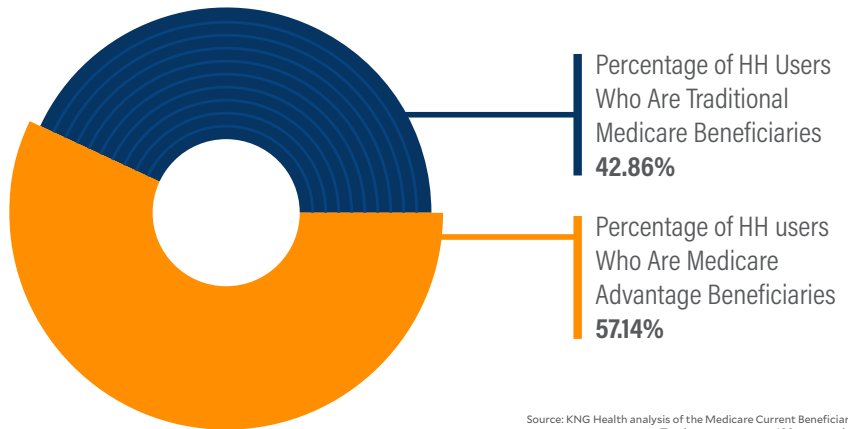
HOME HEALTH: WISCONSIN HOME HEALTH PATIENT DEMOGRAPHICS

Home health patients in Wisconsin, be they enrolled in the traditional Medicare program or a Medicare Advantage plan, are a racially, socioeconomically, and geographically diverse group.

The Medicare home health benefit covers skilled nursing care and therapy services provided to patients in their own residence. The patient must be under the care of a physician-approved place of care, meet the definition of “homebound,” and be in need of skilled services on an intermittent basis. Patients often receive home health care following an acute care hospital discharge or because they require certain rehabilitation services.

Wisconsin’s home health population includes a diverse set of patients who rely on home health care services daily.

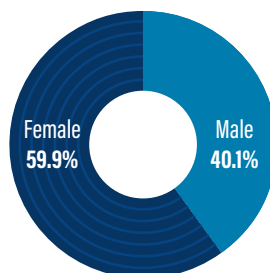
Distribution of Home Health Users in Traditional Medicare and Medicare Advantage, 2022¹



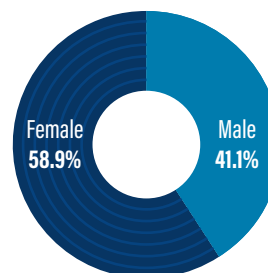
Source: KNG Health analysis of the Medicare Current Beneficiary Survey, 2021. Totals may not sum to 100 percent due to rounding.

Gender Distribution of All Medicare Home Health Users, Traditional Medicare Home Health Users, and Home Health Users in Medicare Advantage, 2022¹

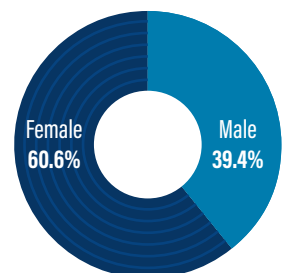
All Medicare Home Health Users



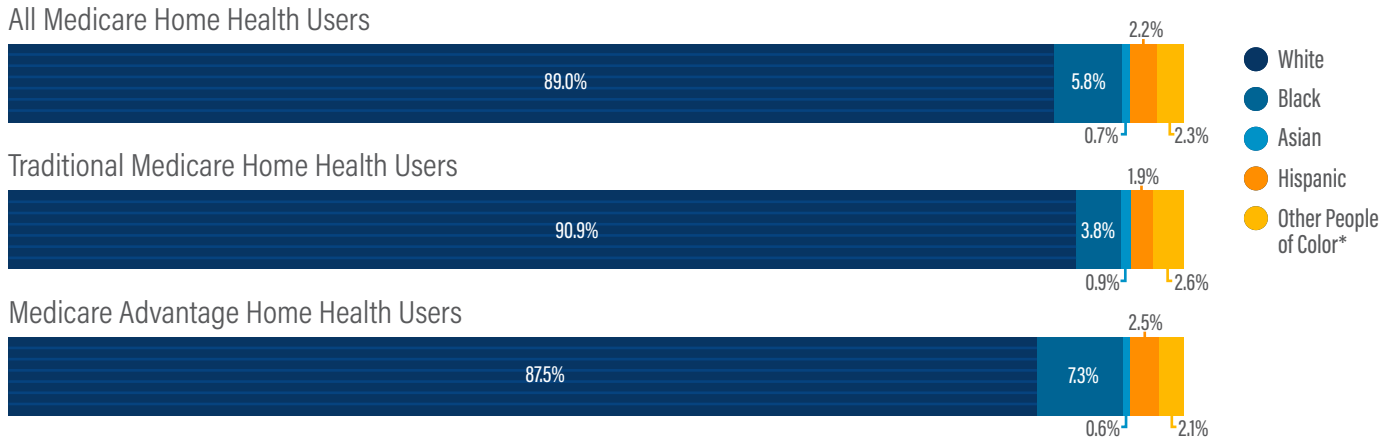
Traditional Medicare Home Health Users



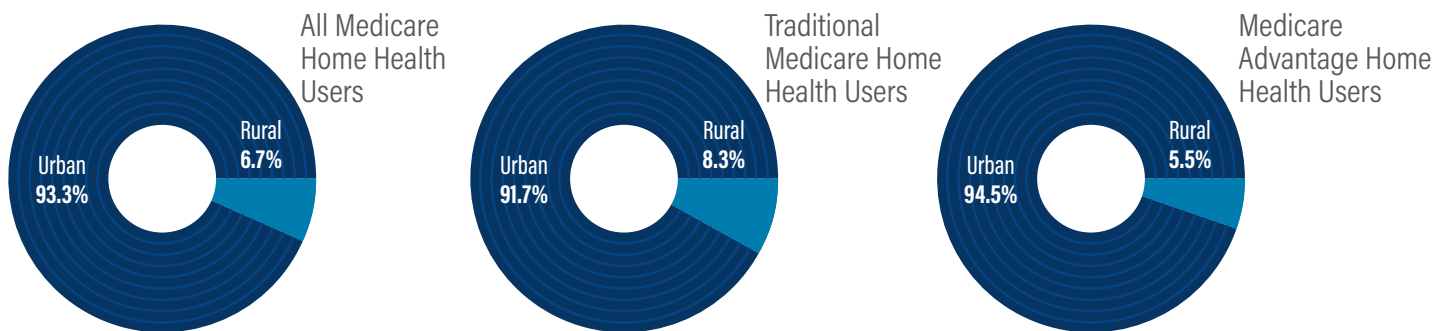
Medicare Advantage Home Health Users



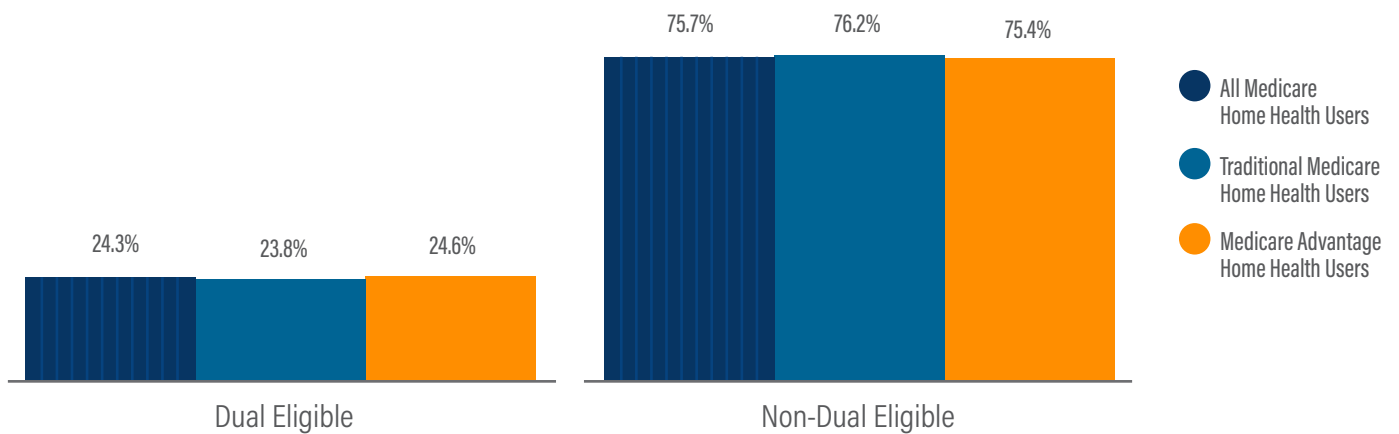
Race of All Medicare Home Health Users, Traditional Medicare Home Health Users, and Home Health Users in Medicare Advantage, 2022



Share of Medicare Home Health Users, Traditional Medical Home Health Users, and Home Health Users in Medicare Advantage by Urban-Rural Status, 2022¹



Dual Eligibility Status of All Medicare Home Health Users, Traditional Medicare Home Health Users, and Home Health Users in Medicare Advantage, 2021



¹KNG Health analysis of the 100% Medicare Beneficiary Summary File and Home Health Outcome and Assessment Information Set (OASIS) data, 2022

HOME HEALTH: WYOMING HOME HEALTH PATIENT DEMOGRAPHICS

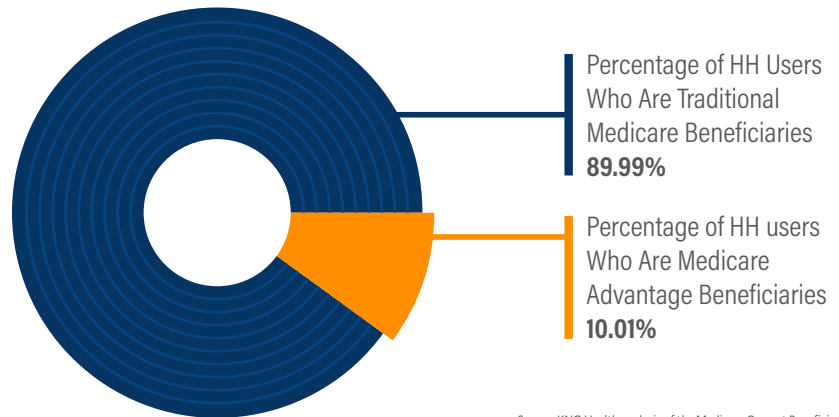


■ Home health patients in Wyoming, be they enrolled in the traditional Medicare program or a Medicare Advantage plan, are a racially, socioeconomically, and geographically diverse group.

The Medicare home health benefit covers skilled nursing care and therapy services provided to patients in their own residence. The patient must be under the care of a physician-approved place of care, meet the definition of “homebound,” and be in need of skilled services on an intermittent basis. Patients often receive home health care following an acute care hospital discharge or because they require certain rehabilitation services.

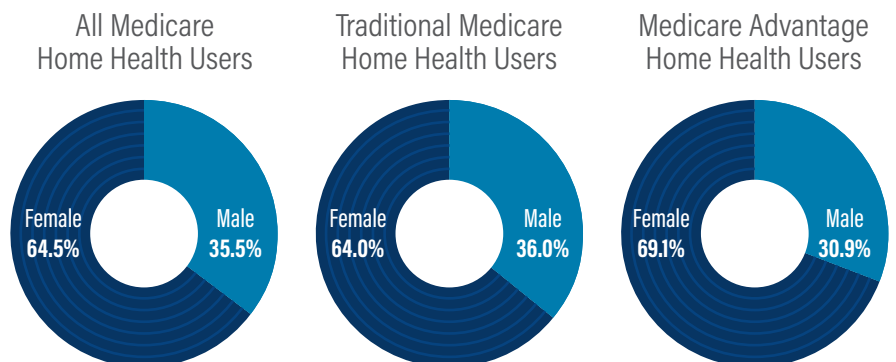
Wyoming’s home health population includes a diverse set of patients who rely on home health care services daily.

Distribution of Home Health Users in Traditional Medicare and Medicare Advantage, 2022¹

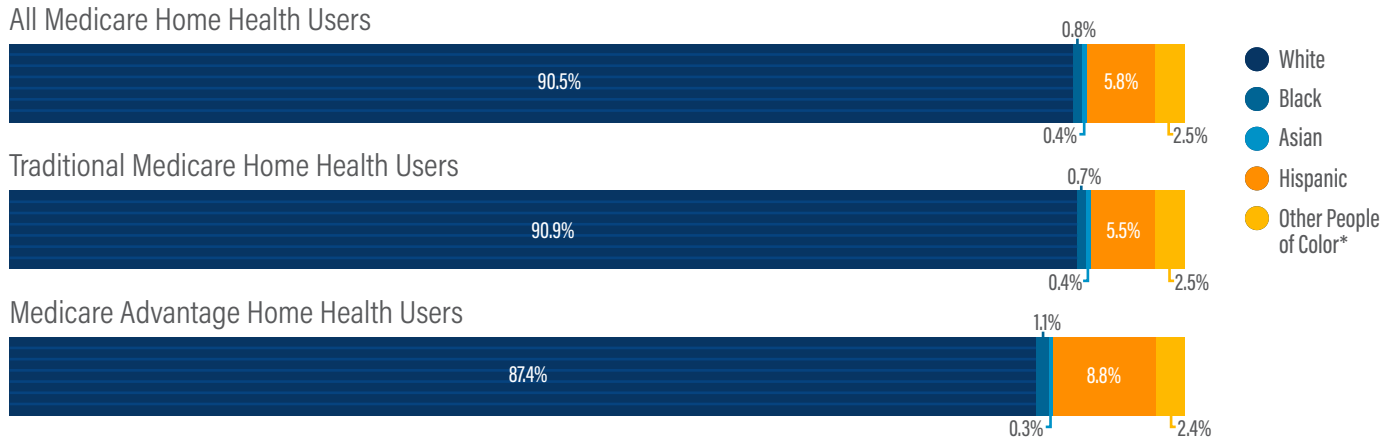


Source: KNG Health analysis of the Medicare Current Beneficiary Survey, 2021. Totals may not sum to 100 percent due to rounding.

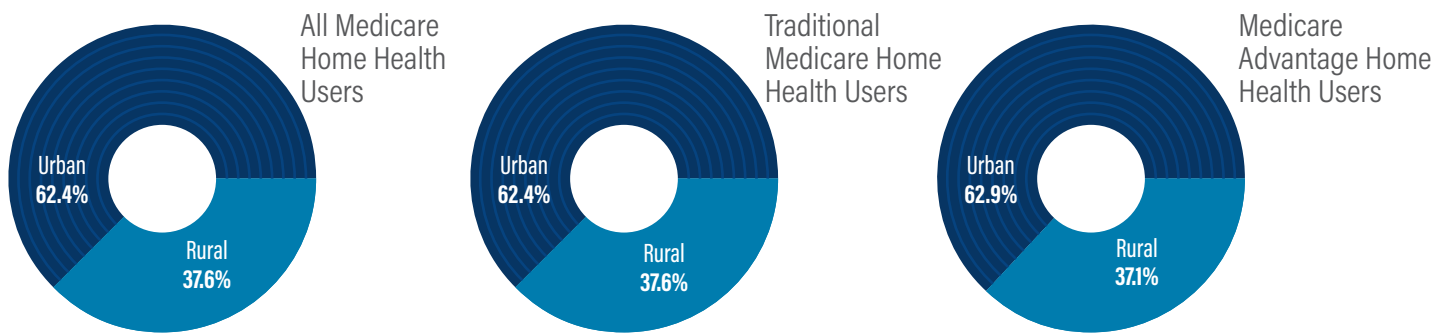
Gender Distribution of All Medicare Home Health Users, Traditional Medicare Home Health Users, and Home Health Users in Medicare Advantage, 2022¹



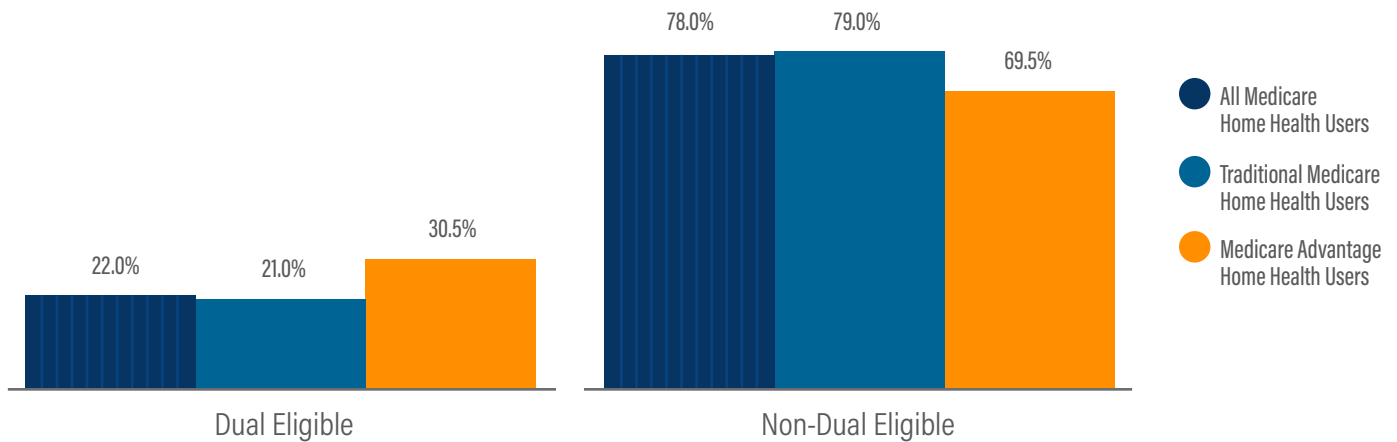
Race of All Medicare Home Health Users, Traditional Medicare Home Health Users, and Home Health Users in Medicare Advantage, 2022



Share of Medicare Home Health Users, Traditional Medical Home Health Users, and Home Health Users in Medicare Advantage by Urban-Rural Status, 2022¹



Dual Eligibility Status of All Medicare Home Health Users, Traditional Medicare Home Health Users, and Home Health Users in Medicare Advantage, 2021



¹KNG Health analysis of the 100% Medicare Beneficiary Summary File and Home Health Outcome and Assessment Information Set (OASIS) data, 2022

HOME HEALTH: WYOMING HOME HEALTH PATIENT DEMOGRAPHICS

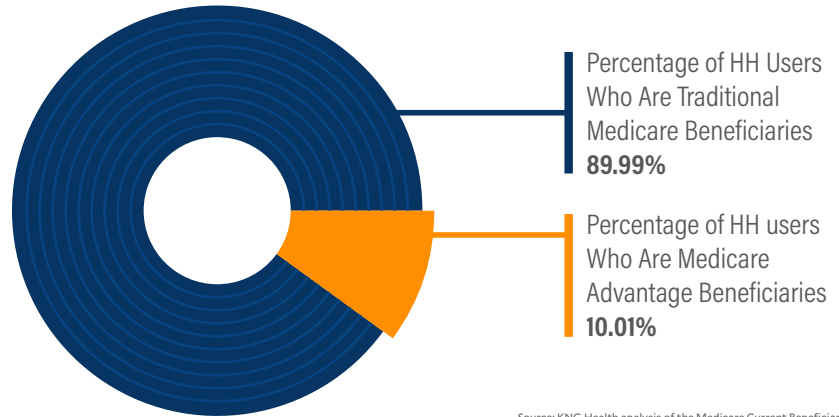


Home health patients in Wyoming, be they enrolled in the traditional Medicare program or a Medicare Advantage plan, are a racially, socioeconomically, and geographically diverse group.

The Medicare home health benefit covers skilled nursing care and therapy services provided to patients in their own residence. The patient must be under the care of a physician-approved place of care, meet the definition of “homebound,” and be in need of skilled services on an intermittent basis. Patients often receive home health care following an acute care hospital discharge or because they require certain rehabilitation services.

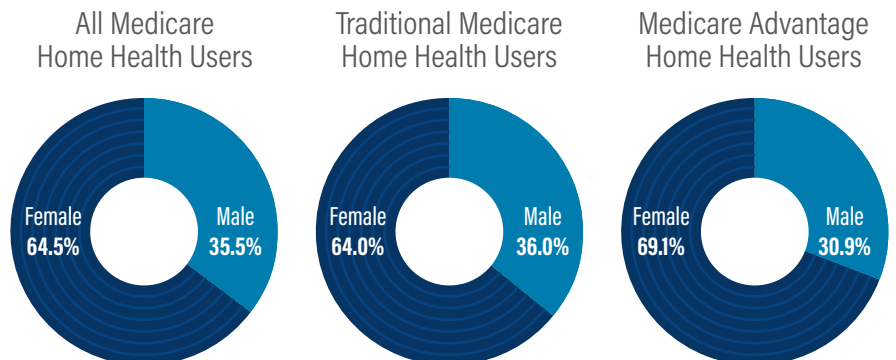
Wyoming’s home health population includes a diverse set of patients who rely on home health care services daily.

Distribution of Home Health Users in Traditional Medicare and Medicare Advantage, 2022¹

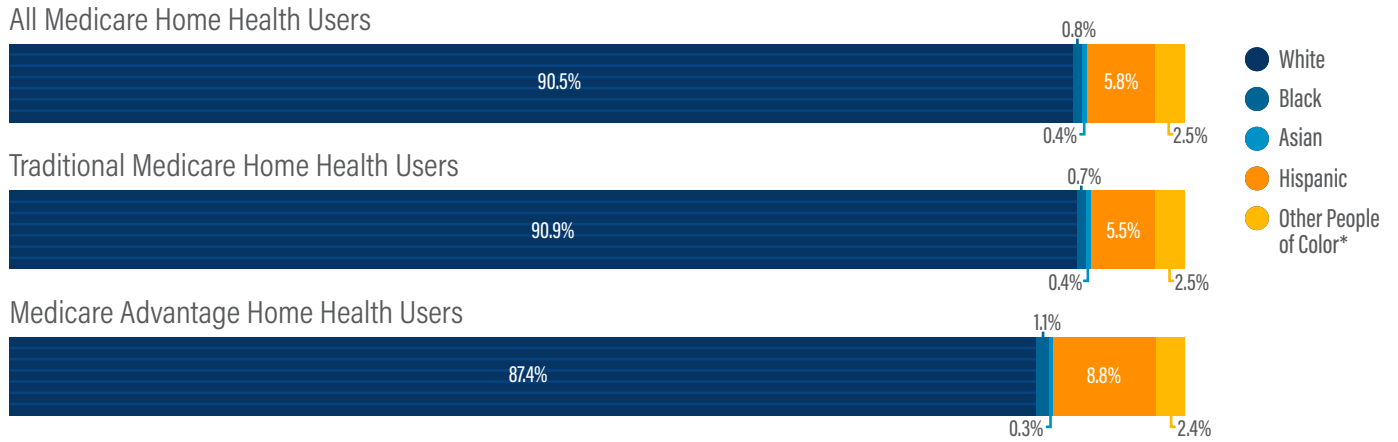


Source: KNG Health analysis of the Medicare Current Beneficiary Survey, 2021. Totals may not sum to 100 percent due to rounding.

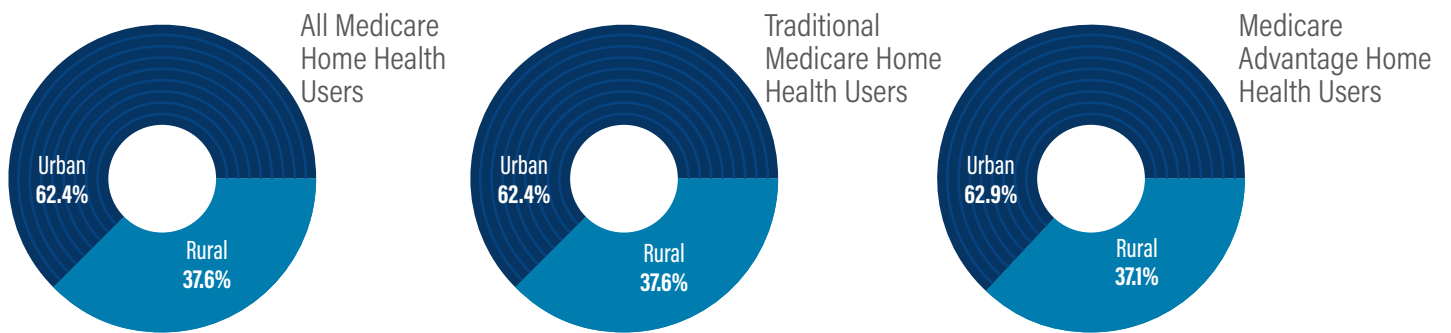
Gender Distribution of All Medicare Home Health Users, Traditional Medicare Home Health Users, and Home Health Users in Medicare Advantage, 2022¹



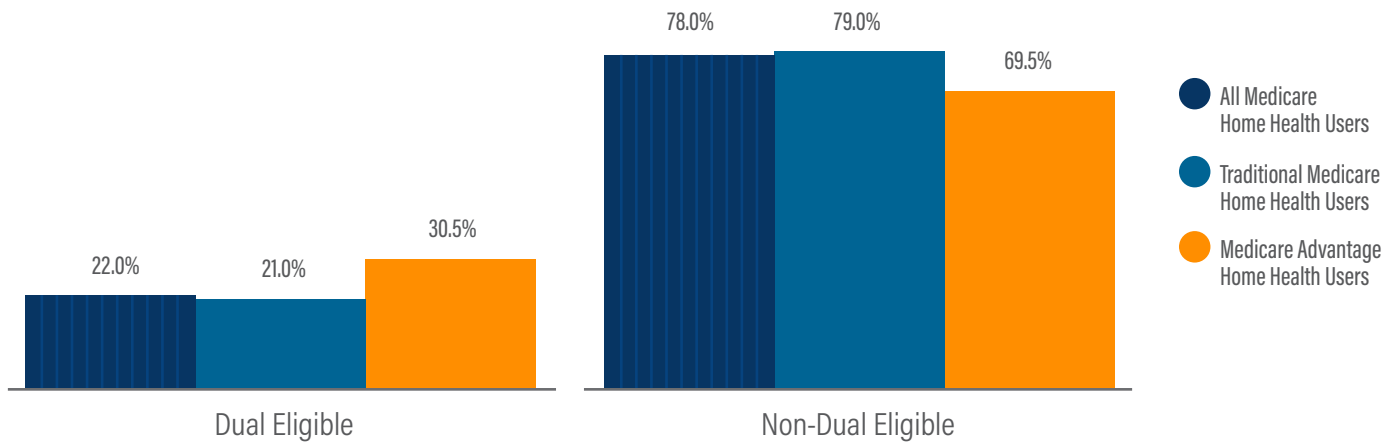
Race of All Medicare Home Health Users, Traditional Medicare Home Health Users, and Home Health Users in Medicare Advantage, 2022



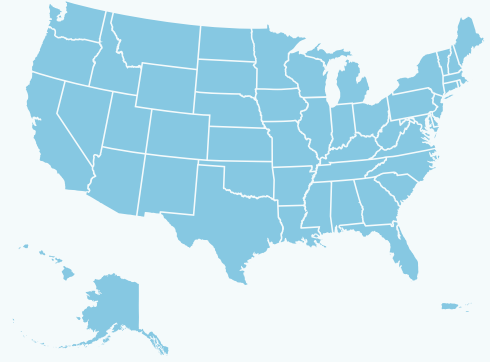
Share of Medicare Home Health Users, Traditional Medical Home Health Users, and Home Health Users in Medicare Advantage by Urban-Rural Status, 2022¹



Dual Eligibility Status of All Medicare Home Health Users, Traditional Medicare Home Health Users, and Home Health Users in Medicare Advantage, 2021



¹KNG Health analysis of the 100% Medicare Beneficiary Summary File and Home Health Outcome and Assessment Information Set (OASIS) data, 2022



HOME HEALTH: UNITED STATES

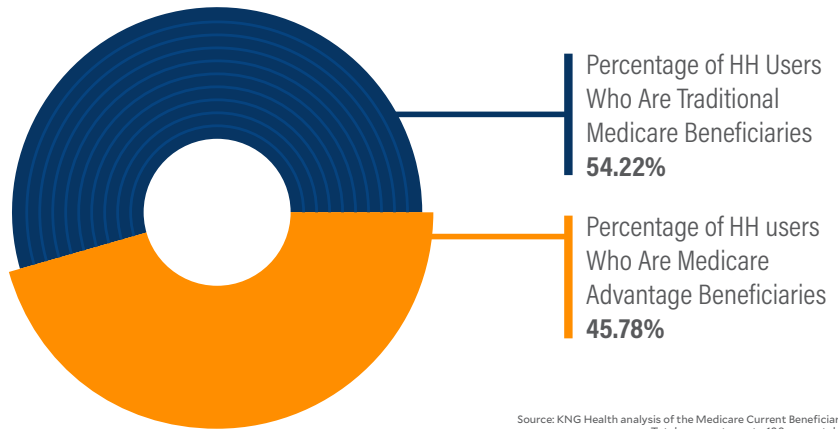
HOME HEALTH PATIENT DEMOGRAPHICS

Home health patients in the U.S., be they enrolled in the traditional Medicare program or a Medicare Advantage plan, are a racially, socioeconomically, and geographically diverse group.

The Medicare home health benefit covers skilled nursing care and therapy services provided to patients in their own residence. The patient must be under the care of a physician-approved place of care, meet the definition of “homebound,” and be in need of skilled services on an intermittent basis. Patients often receive home health care following an acute care hospital discharge or because they require certain rehabilitation services.

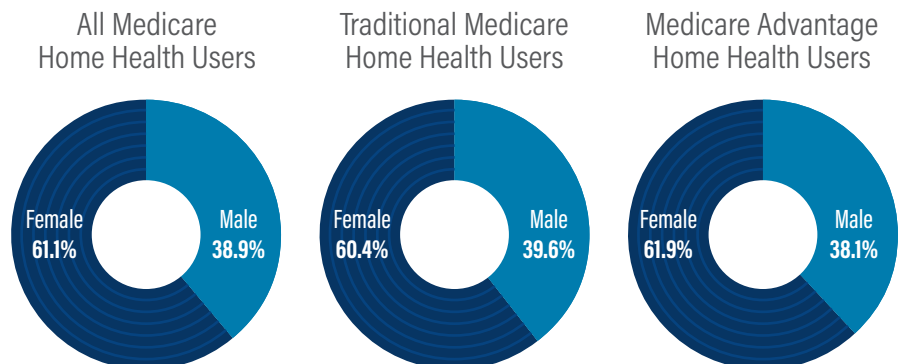
The U.S. home health population includes a diverse set of patients who rely on home health care services daily.

Distribution of Home Health Users in Traditional Medicare and Medicare Advantage, 2022¹



Source: KNG Health analysis of the Medicare Current Beneficiary Survey, 2021
Totals may not sum to 100 percent due to rounding

Gender Distribution of All Medicare Home Health Users, Traditional Medicare Home Health Users, and Home Health Users in Medicare Advantage, 2022¹



Race of All Medicare Home Health Users, Traditional Medicare Home Health Users, and Home Health Users in Medicare Advantage, 2022

All Medicare Home Health Users



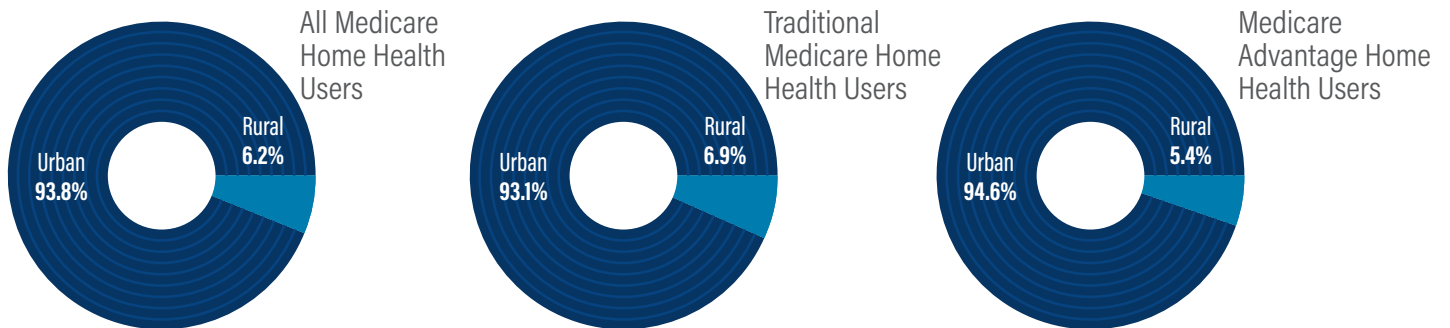
Traditional Medicare Home Health Users



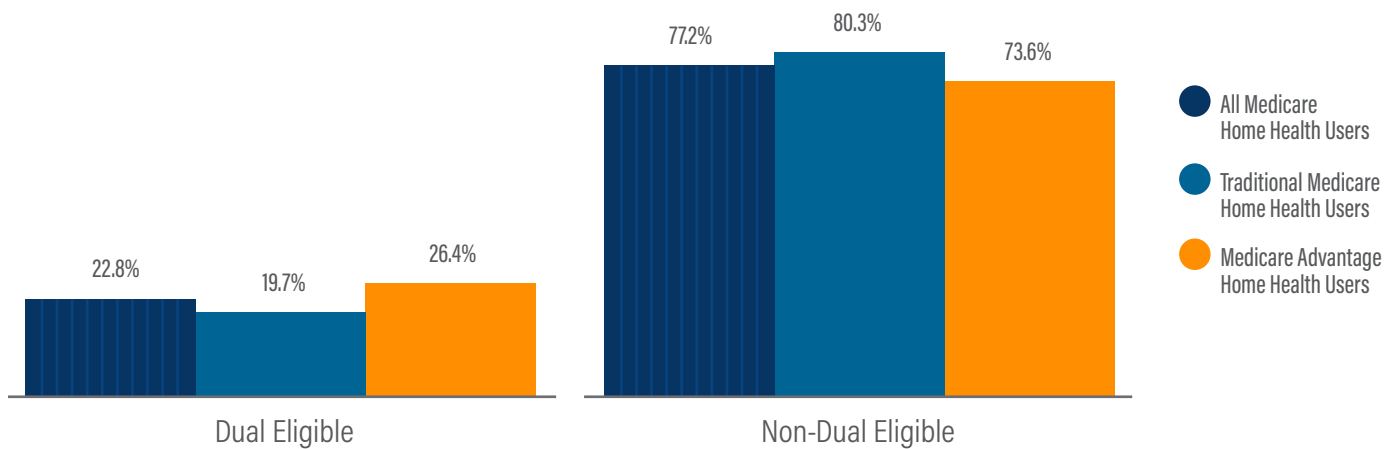
Medicare Advantage Home Health Users



Share of Medicare Home Health Users, Traditional Medical Home Health Users, and Home Health Users in Medicare Advantage by Urban-Rural Status, 2022¹



Dual Eligibility Status of All Medicare Home Health Users, Traditional Medicare Home Health Users, and Home Health Users in Medicare Advantage, 2021



¹KNG Health analysis of the 100% Medicare Beneficiary Summary File and Home Health Outcome and Assessment Information Set (OASIS) data, 2022